



# Louisiana Senate Finance Committee



## Fiscal Year 2020-2021 Proposed Budget

### 19A – Higher Education

June 2020

*Senator Patrick Page Cortez, President  
Senator Bodi White, Chairman*



# FY21 Proposed Budget

## Schedule 19A — Higher Education

### Higher Education: Louisiana Prosperes

Slide No.

Higher Education Overview

3

Revenue and Expenditures

15

FY21 Budget Detail

22

Financial Aids

34

Master Plan and Funding Formula

47

Higher Education Comparison to Peers

55

Legislative Auditor Findings

63

Impact from COVID 19

73



# FY21 Proposed Budget

## Schedule 19A — Higher Education



BOARD of REGENTS  
STATE OF LOUISIANA



- Louisiana State University A&M (includes LSU Board of Supervisors & Law Center)
- LSU Alexandria
- LSU Eunice
- LSU Shreveport
- LSU Health Sciences Center at New Orleans\*
- LSU Health Sciences Center at Shreveport\*
- LSU Agriculture Center
- Pennington Biomedical Research Center
- Southern University Board of Supervisors
- Southern University A&M
- Southern University Law Center
- Southern University New Orleans
- Southern University Shreveport
- Southern Agriculture Center
- University of LA Board of Supervisors
- Grambling State University
- Louisiana Tech University
- McNeese State University
- Nicholls State University
- Northwestern State University
- Southeastern LA University
- University of LA at Lafayette
- University of LA at Monroe
- University of LA at Monroe College of Pharmacy (new)
- University of New Orleans
- LCTCS Board of Supervisors
- Baton Rouge Community College
- Bossier Parish Community College
- Central LA Tech. Comm. College
- Delgado Community College
- Fletcher Tech. Community College
- LA Delta Community College
- Northwest Technical (LTC)
- Nunez Community College
- Northshore Tech. Comm. College
- River Parishes Community College
- South LA Community College
- SOWELA Tech. Community College
- L.E. Flecher Tech. Comm. College
- LCTCSOnline
- Adult Basic Education\* (new)
- Workforce Training Rapid Response\* (new)

*Note: \*separate presentation for LSU HSCs*



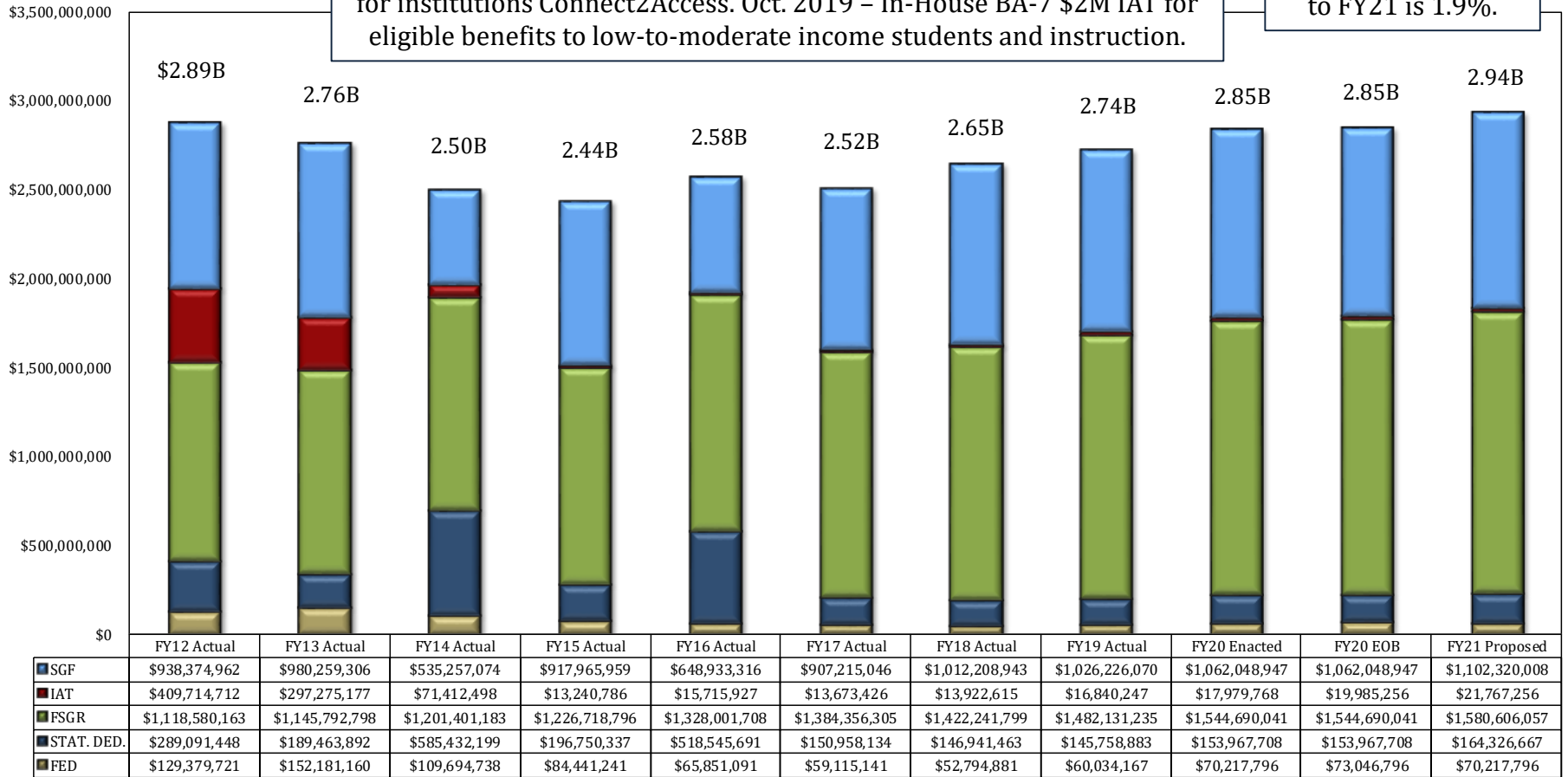
# Schedule 19A-Higher Education

## Changes in Funding since FY12

### Total Actual/Budget by Fiscal Year and Means of Finance

**Interim Updates:** Aug. 2019 – In-House Carryforward BA-7 \$2.8M FED for institutions Connect2Access. Oct. 2019 – In-House BA-7 \$2M IAT for eligible benefits to low-to-moderate income students and instruction.

Change from FY12 to FY21 is 1.9%.



*Note: HB1 Engrossed - Total funding is \$2.78b, a decrease of 4% from FY12 to FY21. SGF is \$958m, a \$144 decrease from the Governor's proposed budge. HIED received about \$100m CARES Act funding to mitigate the reduction in FY21.*

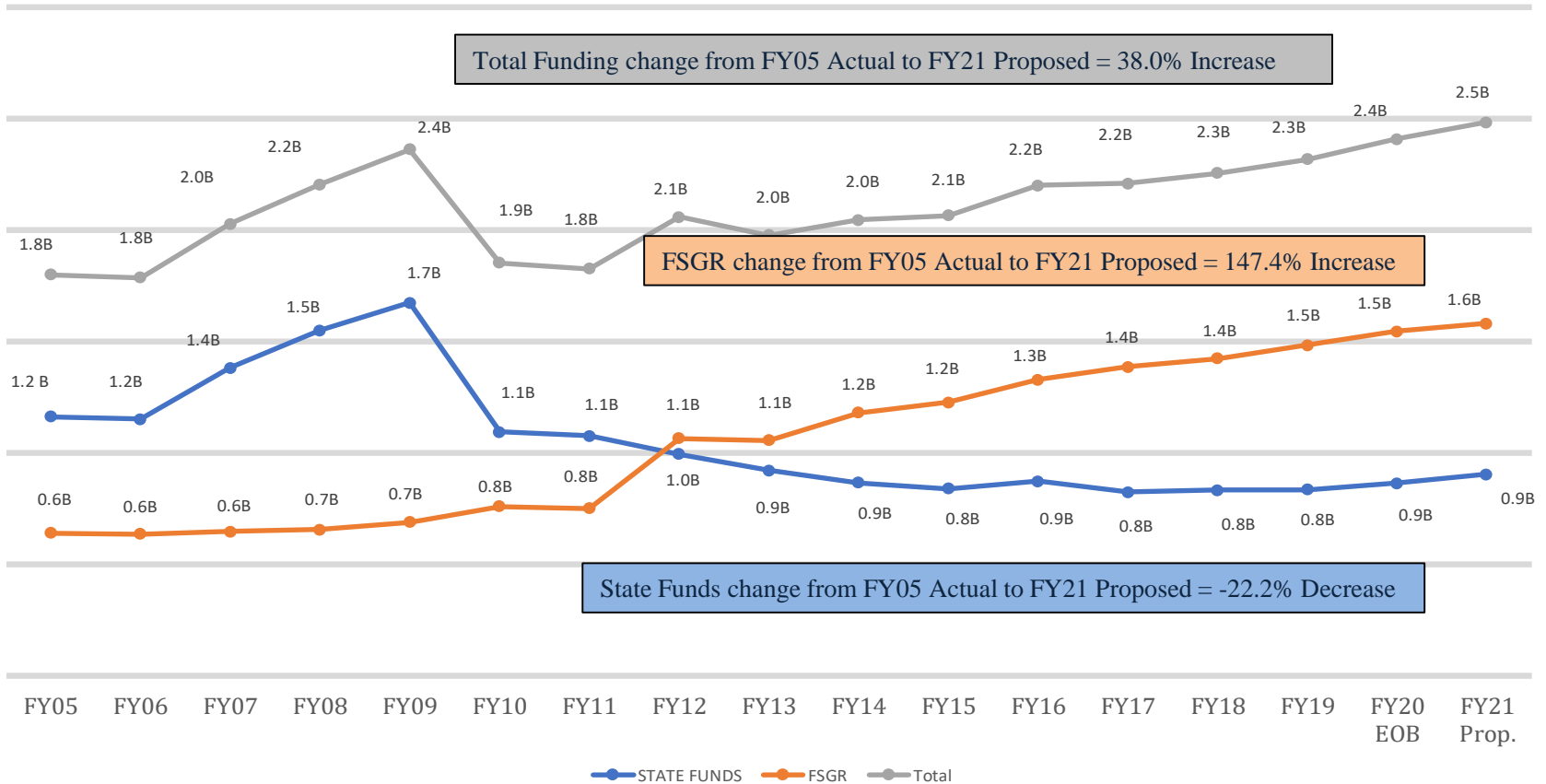


# Higher Education Funding

## Actuals FY05-FY19, FY20 EOB, FY21 Proposed

### Actuals History

Excludes Hospitals & LOSFA Program



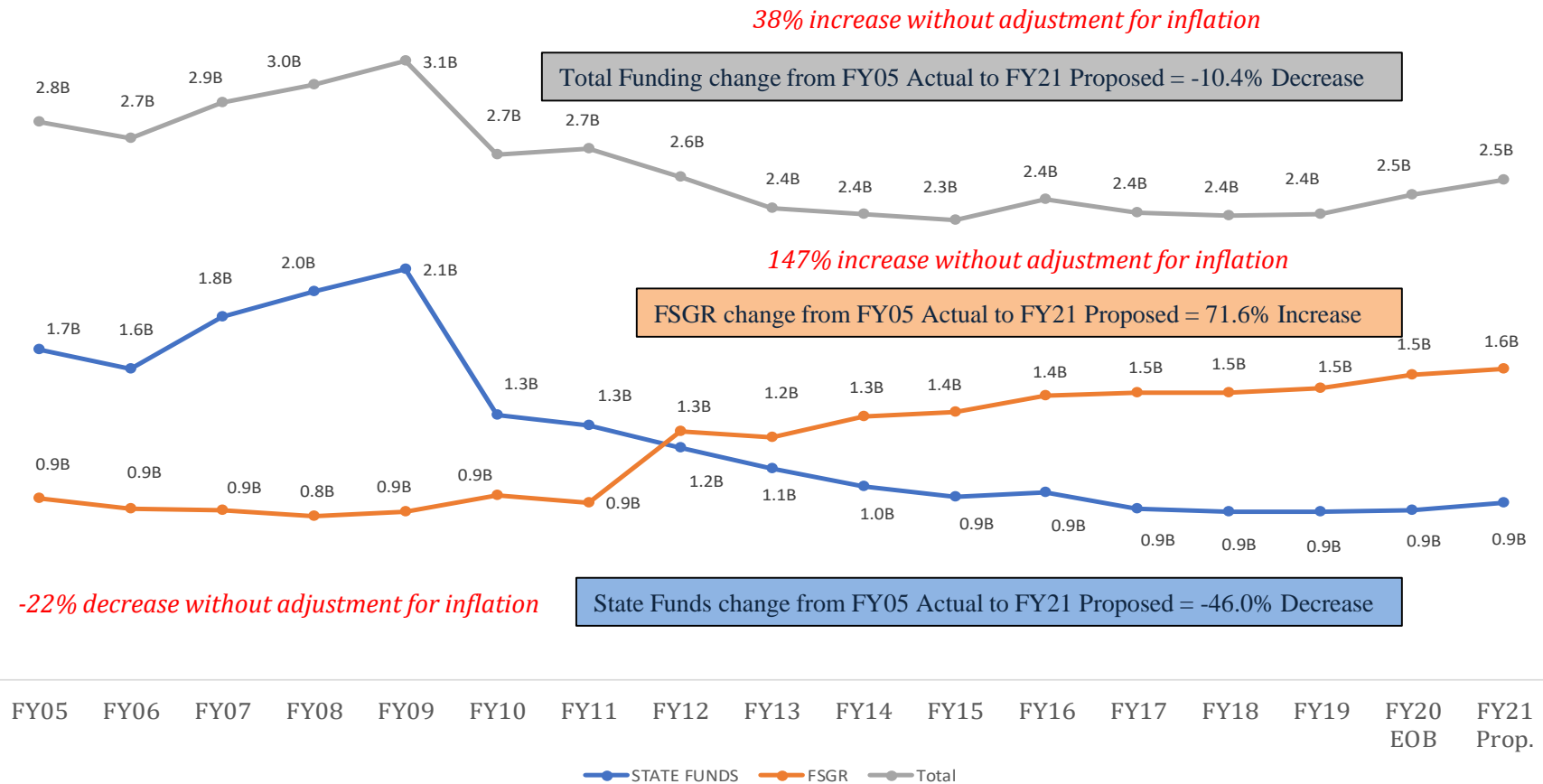
Source: DOA Supporting Documents



# Higher Education Funding Actuals FY05-FY19, FY20 EOB, FY21 Proposed

\*The Commonfund Higher Education Price Index (HEPI) was utilized to calculate.

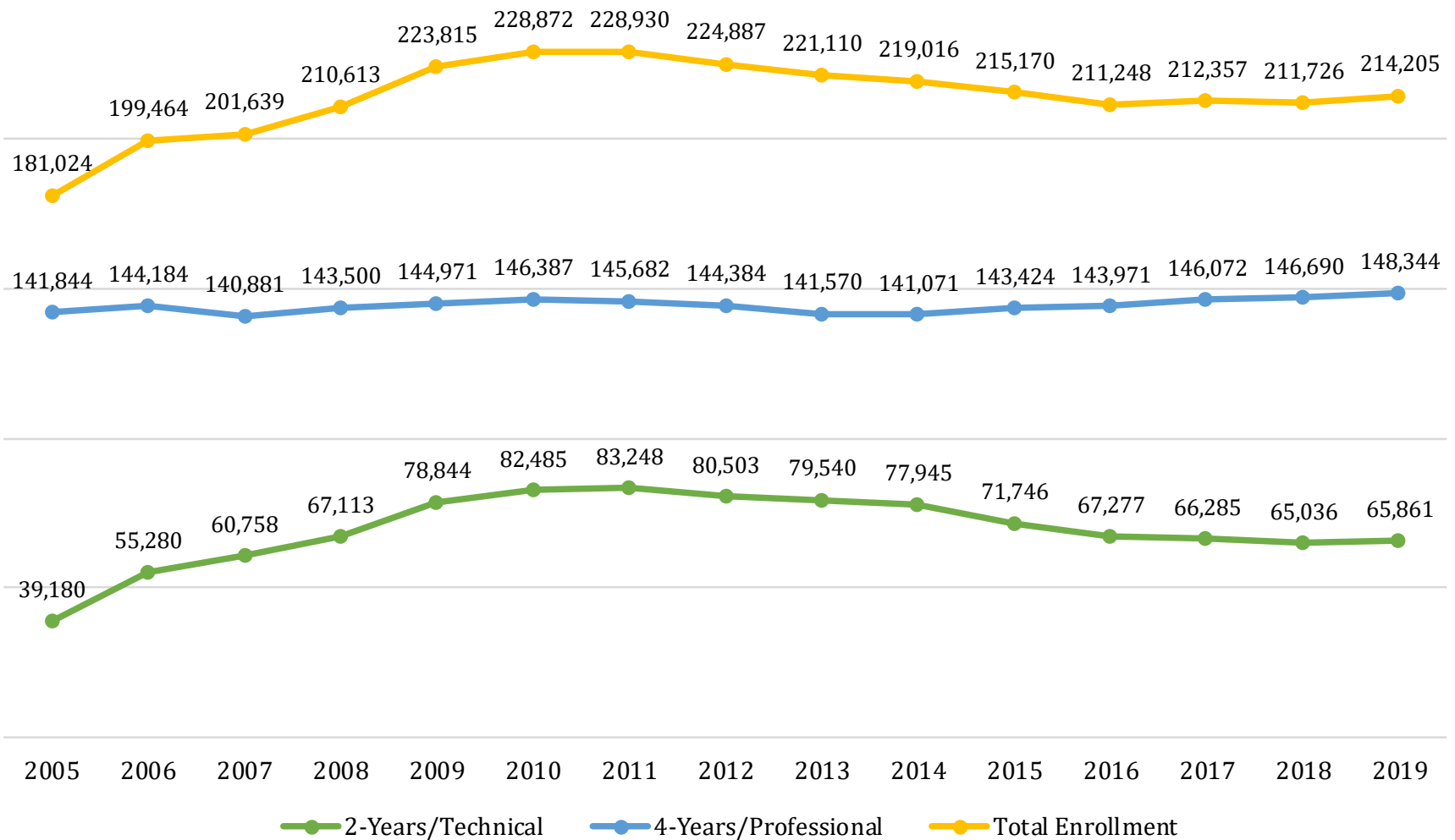
## Actuals Adjusted for Inflation (HEPI) Excludes Hospitals & LOSFA Program



Note: HEPI has been calculated every year since 1983 and includes inflation data going back to 1961. In 2005, Commonfund Institute assumed responsibility for maintaining HEPI and calculating its annual rate of change.



# Public Higher Education Enrollment (Headcount) Fall-to-Fall Comparison

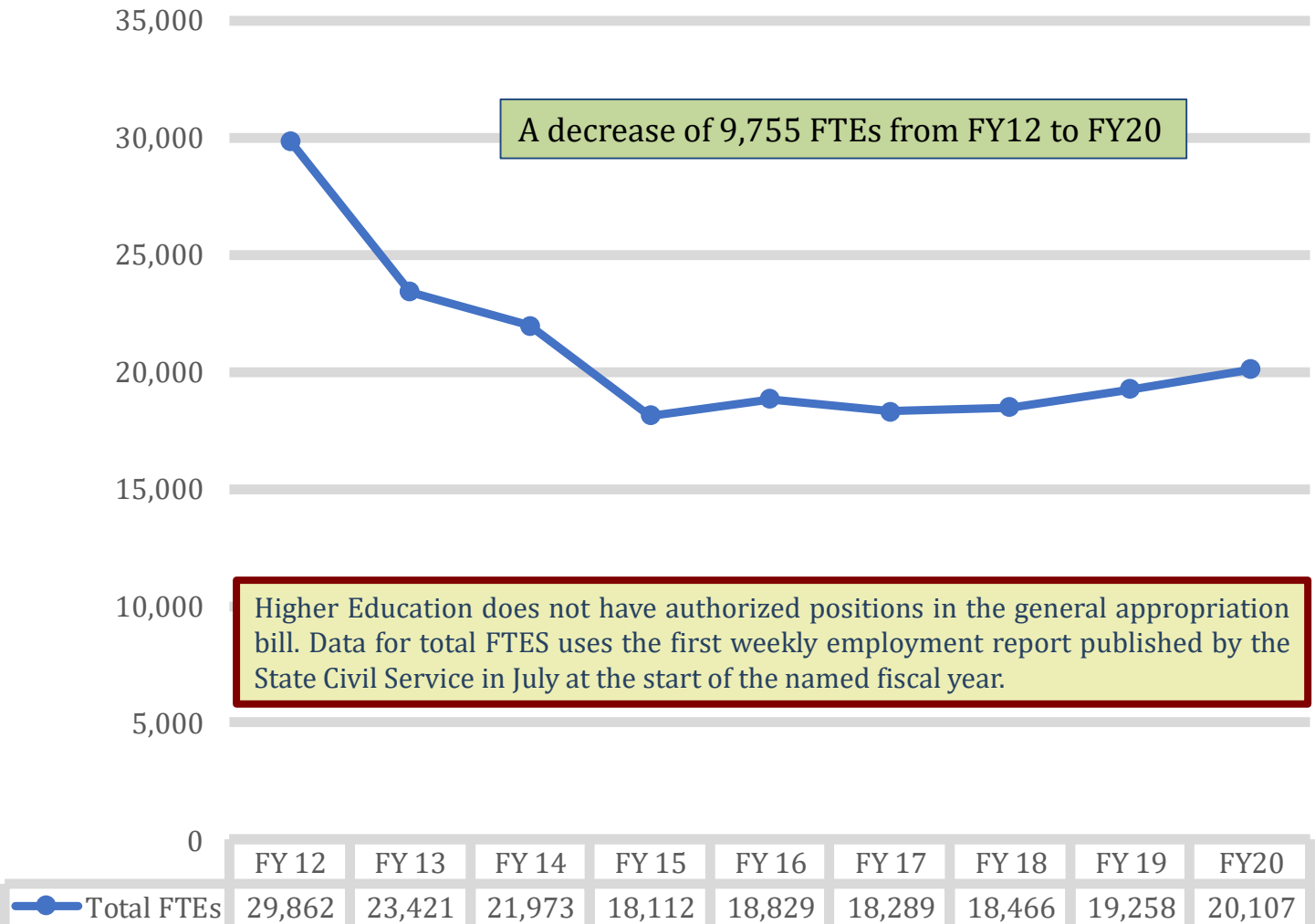


Source: Board of Regents



# Higher Education Full-Time Equivalents (FTEs)

Source: State Civil Service Commission







# Higher Education Staff Demographics

The following table shows a breakdown of departmental staff by demographic data.

## 19A-671 Board of Regents

Gender	
Female	167
Male	96
Race	
Black	91
White	155
Other	17
<b>Retirement Eligible Within 1 Year</b>	<b>23</b>

## 19A-600 — LSU System

Gender	
Female	7,194
Male	6,305
Race	
Black	2,270
White	8,282
Other	2,947
<b>Retirement Eligible Within 1 Year</b>	<b>2,017</b>



# Higher Education Staff Demographics

The following table shows a breakdown of departmental staff by demographic data.

## 19A-615 — Southern University System

Gender	
Female	1,322
Male	867
Race	
Black	1,627
White	143
Other	431
<b>Retirement Eligible Within 1 Year</b>	<b>243</b>

## 19A-620 — University of Louisiana System

Gender	
Female	4,918
Male	3,850
Race	
Black	1,906
White	6,132
Other	793
<b>Retirement Eligible Within 1 Year</b>	<b>1,485</b>



# Higher Education Staff Demographics

The following table shows a breakdown of departmental staff by demographic data.

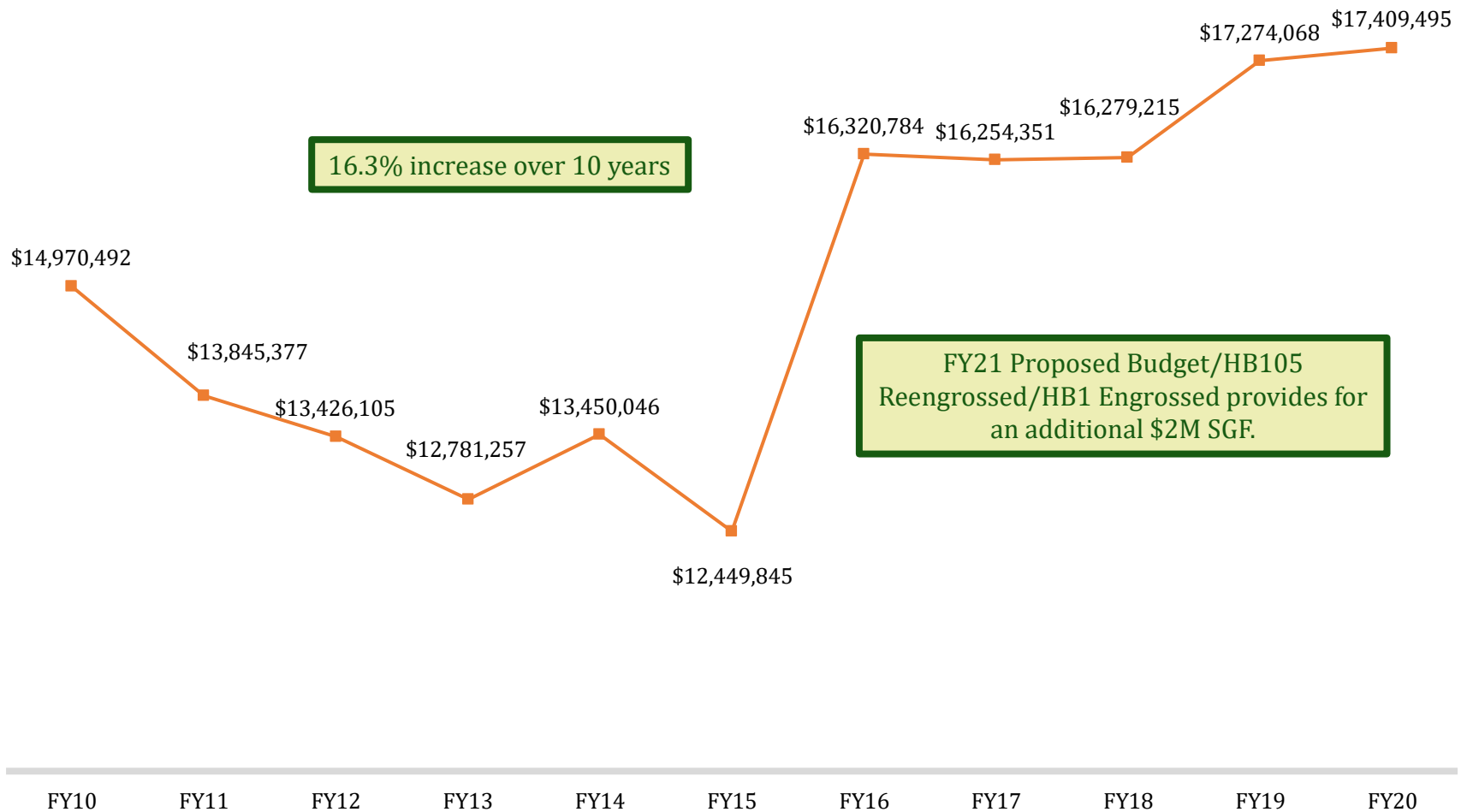
## 19A-649 LCTCS

Gender	
Female	3,384
Male	2,313
Race	
Black	1,731
White	3,695
Other	271
Retirement Eligible Within 1 Year	
	523



# Higher Education Specialized Units

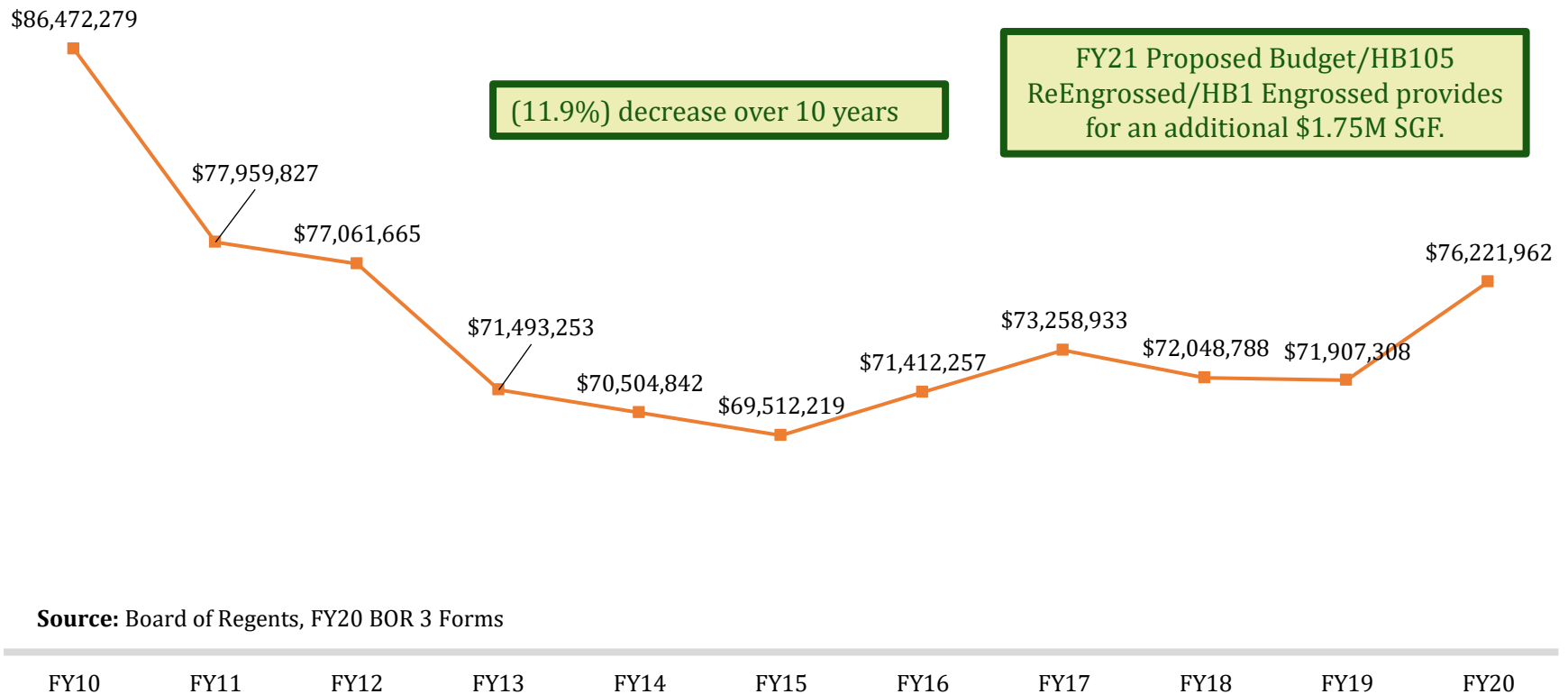
## Pennington Biomedical 10-year State Funds (SGF/Dedications) ENACTED History





# Higher Education Specialized Units

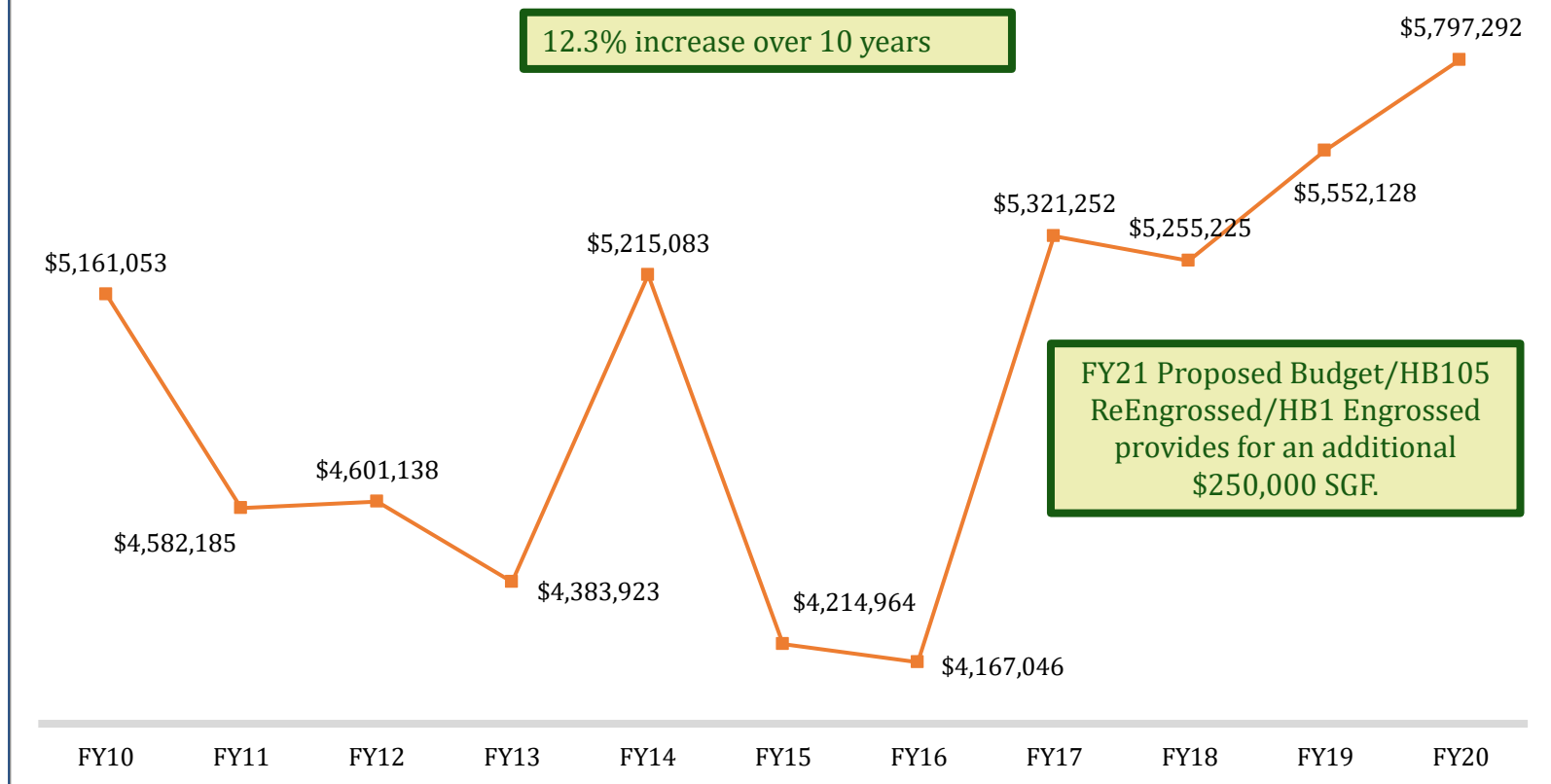
## LSU Agriculture Center 10-Year State Funds (SGF/Dedications) ENACTED History





# Higher Education Specialized Units

## SU Agriculture Center 10-Year State Funds (SGF/Dedicated Funds) ENACTED History



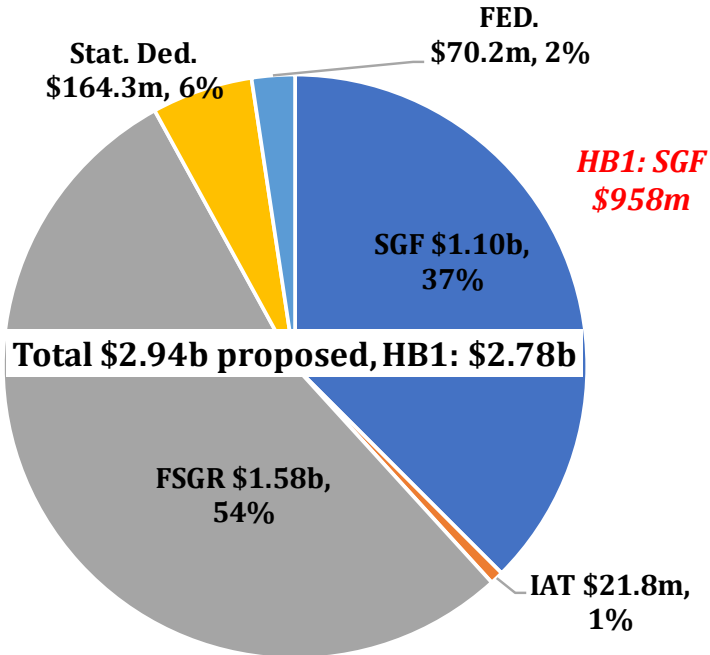


# Schedule 19A — Higher Education

## **LOUISIANA HIGHER EDUCATION REVENUE & EXPENDITURES**



# Higher Education FY21 Proposed Means of Finance



## Significant Statutory Dedications (*TOPS, SELF, HEIF lower in HB1*)

- TOPS Fund [C] - \$62.5M for TOPS awards (**\$5m less**)
- Support Education in Louisiana First (SELF) Fund [S] - \$41.1M for faculty salary and related benefits (**\$4m less**)
- LA Quality Education Support Fund [C] - \$24.2M for research, endowment of scholars, enhancement of academic, research or agricultural departments, and graduate students recruitment
- Higher Education Initiative Fund (HEIF) [S] - \$12.1M for enhancement and instruction (**\$12m less**)
- Workforce Training Rapid Response Fund [S] - \$10M for LCTCS workforce development

## Major Non-SGF Sources of Funding:

### Interagency Transfers

- Board of Regents - \$5.3M from DOA/CDBG for WISE Program
- Board of Regents - \$5.5M from LA Library Consortium (LOUIS) members
- Board of Regents - \$0.4M from LA State Racing Commission
- LSU A&M/SU A&M - \$10.6M from DOE/MFP for the SU Lab School and LSU Lab School

### Fees & Self-generated Revenues

- Tuition & Fees at public institutions: registration, non-resident, academic, operation, sales and services etc.

### Federal

- Federal Family Education Loans Program - \$33.3M for student loan claims payments, account maintenance, default aversion and administrative costs
- LA Gear Up - \$4.1M for Gaining Early Awareness & Readiness for Undergraduate Programs (GEAR UP)
- USDA Grants - \$13M for agricultural extension stations, cooperative extension services and research
- National Science Foundation, US Department of Energy, National Aeronautics and Space Administration (NASA) for science and research \$12.2M
- LUMCON: NASA, US Environmental Protection Agency, US Department of Commerce, National Oceanic and Atmospheric Administration for ecological research, marine resources and conservation of coasts \$4M





# Higher Education Dedicated Funds FY19, FY20 and FY21 Proposed

Fund	Source of Funding	FY19 Actual	FY20 EOB	FY21 Proposed
Calcasieu Parish Fund	Taxes/Gaming, R.S. 27:392; R.S. 33:9571	\$523,243	\$655,827	\$525,631
Calcasieu Parish Higher Education Improvement Fund	Sales & Use Tax, R.S. 47:302.14	\$1,546,998	\$2,122,498	\$2,178,837
Equine Health Studies Program Fund	Taxes/Gaming, R.S. 27:392(B)	\$750,000	\$750,000	\$750,000
Fireman Training Fund	Taxes/Insurance, R.S. 22:837	\$3,258,471	\$3,357,261	<del>\$3,200,717</del>
Higher Education Initiatives Fund	Appropriation, R.S. 17:3129.6	\$141,402	\$3,436,092	<u>\$12,180,000</u>
LA Quality Education Support Fund	Settlements/Judgments, Art. VII, Sect. 10.1, R.S. 17:3801	\$19,566,396	\$22,230,000	\$24,230,000
Medical & Allied Health Professional Education School & Loan Fund	Fees/R.S. 40:1300.8.2	\$200,000	\$200,000	\$200,000
Orleans Parish Excellence Fund	Taxes/Gaming, R.S. 27:392	\$312,311	\$349,241	\$314,829
Pari-mutual Live Racing Facility Gaming Control Fund	Taxes/Gaming, R.S. 27:392(C)(1),(2)	\$50,000	\$50,000	\$50,000
Proprietary School Students Protection Fund	Fees, R.S. 17:3141.16	\$14,396	\$200,000	\$0
Rockefeller Wildlife Refuge Trust & Protect Fund	Royalties & Interest, Article VII, Sect. 14, R.S. 56:797	\$60,000	\$60,000	\$60,000
Southern University Agriculture Center Program Fund	Taxes/Gaming, R.S. 27:392(B)	\$750,000	\$750,000	\$750,000
Support Education in LA First (SELF)	Taxes/Gaming, R.S. 17:421.7	\$42,268,848	\$43,404,070	<u>\$41,115,000</u>
Tobacco Tax Health Care Fund	Taxes/Tobacco, R.S. 47:841.1(A)	\$6,845,116	\$6,990,293	<u>\$6,036,936</u>
TOPS Fund	Settlements/Judgments, Art. VII, Section 10.10, R.S. 39:98.5, R.S. 39.99.1	\$59,261,702	\$59,202,426	<u>\$62,487,933</u>
2% Fire Insurance Fund	Taxes/Insurance, R.S. 22:347	\$210,000	\$210,000	\$210,000
Workforce Training Rapid Response Fund	Taxes/SGF, R.S. 17:1874	\$10,000,000	\$10,000,000	\$10,000,000
<b>TOTAL</b>		<b>\$145,758,883</b>	<b>\$153,967,708</b>	<b>\$164,326,667</b>



# Higher Education Dedicated Funds FY19, FY20 and FY21 HB1 Engrossed

Fund	Source of Funding	FY19 Actual	FY20 EOB	FY21 HB1 Engrossed
Calcasieu Parish Fund	Taxes/Gaming, R.S. 27:392; R.S. 33:9571	\$523,243	\$655,827	\$314,851
Calcasieu Parish Higher Education Improvement Fund	Sales & Use Tax, R.S. 47:302.14	\$1,546,998	\$2,122,498	\$2,178,837
Equine Health Studies Program Fund	Taxes/Gaming, R.S. 27:392(B)	\$750,000	\$750,000	\$750,000
Fireman Training Fund	Taxes/Insurance, R.S. 22:837	\$3,258,471	\$3,357,261	\$3,533,359
Higher Education Initiatives Fund	Appropriation, R.S. 17:3129.6	\$141,402	\$3,436,092	\$180,000
LA Quality Education Support Fund	Settlements/Judgments, Art. VII, Sect. 10.1, R.S. 17:3801	\$19,566,396	\$22,230,000	\$24,230,000
Medical & Allied Health Professional Education School & Loan Fund	Fees/R.S. 40:1300.8.2	\$200,000	\$200,000	\$200,000
Orleans Parish Excellence Fund	Taxes/Gaming, R.S. 27:392	\$312,311	\$349,241	\$211,552
Pari-mutual Live Racing Facility Gaming Control Fund	Taxes/Gaming, R.S. 27:392(C)(1),(2)	\$50,000	\$50,000	\$50,000
Proprietary School Students Protection Fund	Fees, R.S. 17:3141.16	\$14,396	\$200,000	\$0
Rockefeller Wildlife Refuge Trust & Protect Fund	Royalties & Interest, Article VII, Sect. 14, R.S. 56:797	\$60,000	\$60,000	\$60,000
Southern University Agriculture Center Program Fund	Taxes/Gaming, R.S. 27:392(B)	\$750,000	\$750,000	\$750,000
Support Education in LA First (SELF)	Taxes/Gaming, R.S. 17:421.7	\$42,268,848	\$43,404,070	\$37,181,525
Tobacco Tax Health Care Fund	Taxes/Tobacco, R.S. 47:841.1(A)	\$6,845,116	\$6,990,293	\$6,624,046
TOPS Fund	Settlements/Judgments, Art. VII, Section 10.10, R.S. 39:98.5, R.S. 39.99.1	\$59,261,702	\$59,202,426	\$57,421,289
2% Fire Insurance Fund	Taxes/Insurance, R.S. 22:347	\$210,000	\$210,000	\$210,000
Workforce Training Rapid Response Fund	Taxes/SGF, R.S. 17:1874	\$10,000,000	\$10,000,000	\$10,000,000
<b>TOTAL</b>		<b>\$145,758,883</b>	<b>\$153,967,708</b>	<b>\$143,929,895</b>



# Higher Education Dedicated Funds

## **2018 Dedicated Fund Review Subcommittee recommendations and *subsequent legislative action taken during the 2018 Regular Session:***

*Calcasieu Parish Fund = No Change*

*Calcasieu Parish Higher Education Improvement Fund = No Change*

*Equine Health Studies Program Fund = No Change*

*Fireman Training Fund = No Change*

*Higher Education Initiatives Fund = Elimination (Act 612 of the 2018 Regular Legislative Session made no change to this fund.)*

*Orleans Parish Excellence Fund = No Change*

*Pari-mutuel Live Racing Facility Gaming Control Fund = No Change*

*Proprietary School Students Protection Fund = Reclassify as FSGR*

*Southern University Agriculture Center Program Fund = No Change*

*Support Education in Louisiana First Fund (SELF) = No Change*

*Tobacco Tax Health Care Fund = Elimination (Act 612 of the 2018 Regular Legislative Session made no change to this fund.)*

*2% Fire Insurance Fund = No Change*

*Workforce Training Rapid Response Fund = No Change*

## **2019 Dedicated Fund Review Subcommittee recommendations:**

*Louisiana Quality Education Support Fund = No Change*

*TOPS Fund = No Change*



# Higher Education Expenditures FY19, FY20, and FY21 Proposed

Expenditure Category	FY19 Actual	FY20 EOB (as of 12-1-2019)	FY21		Difference FY20 to FY21
			Proposed Budget	Category as Percent of Total	
<b>Personal Services:</b>	<b>\$1,666,163,548</b>	<b>\$1,732,311,787</b>	<b>\$0</b>	<b>0%</b>	<b>(\$1,732,311,787)</b>
Salaries	\$1,115,662,864	\$1,162,599,103	\$0	0%	(\$1,162,599,103)
Other Compensation	\$54,887,324	\$53,478,907	\$0	0%	(\$53,478,907)
Related Benefits	\$495,613,360	\$516,233,777	\$0	0%	(\$516,233,777)
<b>Operating Expenses:</b>	<b>\$270,660,929</b>	<b>\$263,253,807</b>	<b>\$0</b>	<b>0%</b>	<b>(\$263,253,807)</b>
Travel	\$14,305,294	\$13,806,156	\$0	0%	(\$13,806,156)
Operating Services	\$202,689,163	\$198,020,035	\$0	0%	(\$198,020,035)
Supplies	\$53,666,472	\$51,427,616	\$0	0%	(\$51,427,616)
<b>Professional Services</b>	<b>\$44,508,778</b>	<b>\$43,432,235</b>	<b>\$0</b>	<b>0%</b>	<b>(\$43,432,235)</b>
<b>Other Charges:</b>	<b>\$723,054,810</b>	<b>\$796,029,190</b>	<b>\$2,939,237,784</b>	<b>100%</b>	<b>\$2,143,208,594</b>
Other Charges	\$685,467,971	\$732,236,542	\$2,939,237,784	100%	\$2,207,001,242
Debt Service	\$0	\$0	\$0	0%	\$0
Interagency Transfers	\$37,586,839	\$63,792,648	\$0	0%	(\$63,792,648)
<b>Acquisitions &amp; Major Repairs:</b>	<b>\$26,602,537</b>	<b>\$18,711,729</b>	<b>\$0</b>	<b>0%</b>	<b>(\$18,711,729)</b>
Acquisitions	\$24,273,670	\$17,944,704	\$0	0%	(\$17,944,704)
Major Repairs	\$2,328,867	\$767,025	\$0	0%	(\$767,025)
<b>Total Expenditures</b>	<b>\$2,730,990,602</b>	<b>\$2,853,738,748</b>	<b>\$2,939,237,784</b>	<b>100%</b>	<b>\$85,499,036</b>

The FY21 Proposed Budget recommends all Higher Education funding be allocated to the **Other Charges** expenditure category. Annually, the official expenditure spread of the higher education management boards is approved by the Board of Regents at its September board meeting. Thus, Higher Education's FY21 expenditure spread will not be reported until September 2020. **HB1: \$2,778,076,137**

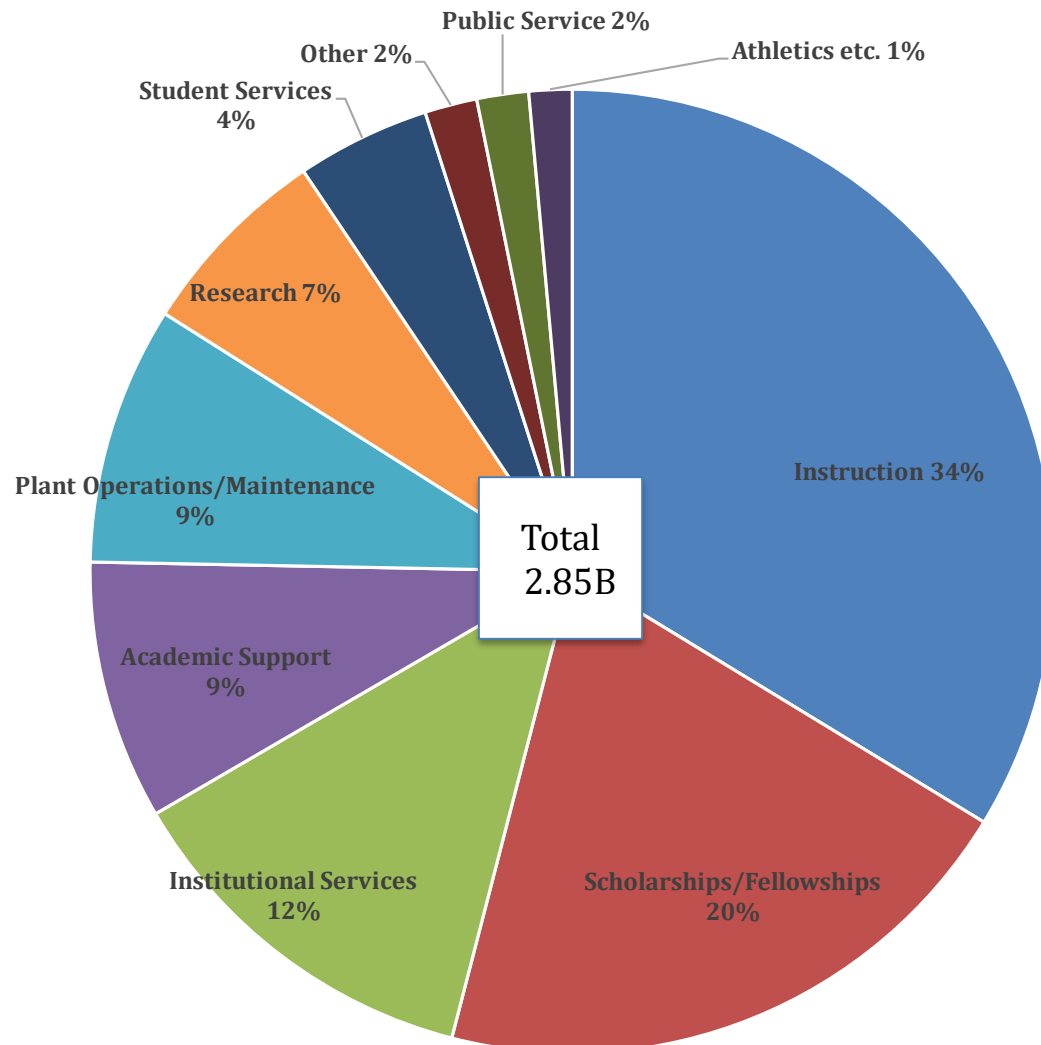


# FY20 ALL Higher Education Expenditures BY FUNCTION



BOARD of REGENTS  
STATE OF LOUISIANA

**LSU**





# Schedule 19A — Higher Education

## **LOUISIANA HIGHER EDUCATION**

### **FY21 BUDGET DETAIL**



# Higher Education

## FY21 Proposed Budget/HB105 Original



BOARD of REGENTS  
STATE OF LOUISIANA



FY21	SGF	IAT	FSGR	Dedications	Federal	TOTAL
Board of Regents (BoR)	\$1,102,320,008	\$9,818,704	\$2,930,299	\$36,450,000	\$12,172,314	\$1,163,691,325
LOSFA Admin	\$0	\$670,998	\$0	\$160,000	\$37,338,331	\$38,169,329
LOSFA - TOPS	\$0	\$0	\$0	\$62,487,933	\$0	\$62,487,933
LOSFA - GO Grants	\$0	\$0	\$0	\$60,000	\$0	\$60,000
LOSFA - START	\$0	\$0	\$0	\$0	\$0	\$0
LUMCON	\$0	\$375,000	\$6,070,000	\$36,598	\$2,934,667	\$9,416,265
LUMCON - Aux	\$0	\$0	\$3,030,000	\$0	\$1,100,000	\$4,130,000
LSU Ag Center	\$0	\$0	\$6,807,967	\$3,784,706	\$13,018,275	\$23,610,948
LSU Alexandria	\$0	\$0	\$17,291,127	\$253,304	\$0	\$17,544,431
LSU A&M	\$0	\$7,614,116	\$439,816,716	\$12,367,779	\$0	\$459,798,611
LSU Eunice	\$0	\$0	\$10,628,383	\$235,765	\$0	\$10,864,148
LSU HSC - New Orleans	\$0	\$0	\$67,736,379	\$3,899,259	\$0	\$71,635,638
LSU HSC - Shreveport	\$0	\$0	\$23,636,590	\$6,533,259	\$0	\$30,169,849
LSU Shreveport	\$0	\$0	\$52,994,397	\$596,197	\$0	\$53,590,594
LSU Pennington Biomedical	\$0	\$0	\$845,561	\$88,914	\$0	\$934,475
Southern Ag. Ctr.	\$0	\$0	\$0	\$1,802,492	\$3,654,209	\$5,456,701
Southern BR A&M	\$0	\$3,028,515	\$62,181,366	\$1,762,238	\$0	\$66,972,119
Southern Law	\$0	\$0	\$13,967,744	\$191,234	\$0	\$14,158,978
Southern New Orleans	\$0	\$0	\$14,947,545	\$550,701	\$0	\$15,498,246
Southern Shreveport	\$0	\$0	\$10,008,838	\$179,204	\$0	\$10,188,042
SU BOS	\$0	\$0	\$0	\$0	\$0	\$0
Grambling State	\$0	\$0	\$35,470,043	\$985,584	\$0	\$36,455,627
Louisiana Tech	\$0	\$0	\$103,355,648	\$1,865,422	\$0	\$105,221,070
McNeese State	\$0	\$0	\$53,389,120	\$3,231,313	\$0	\$56,620,433
Nicholls State	\$0	\$0	\$44,317,731	\$1,056,234	\$0	\$45,373,965
Northwestern State	\$0	\$74,923	\$61,651,127	\$1,232,204	\$0	\$62,958,254
Southeastern La	\$0	\$0	\$96,872,099	\$1,952,583	\$0	\$98,824,682
ULS BOS	\$0	\$0	\$2,814,000	\$0	\$0	\$2,814,000
Univ. of La - Lafayette	\$0	\$185,000	\$136,939,525	\$2,515,209	\$0	\$139,639,734
Univ. of La - Monroe	\$0	\$0	\$61,821,886	\$1,780,140	\$0	\$63,602,026
ULS - Monroe Pharmacy	\$0	\$0	\$6,405,824	\$0	\$0	\$6,405,824
Univ. of New Orleans	\$0	\$0	\$69,746,142	\$2,413,838	\$0	\$72,159,980
Baton Rouge CC	\$0	\$0	\$22,900,000	\$706,483	\$0	\$23,606,483
Bossier Parish CC	\$0	\$0	\$21,500,000	\$358,370	\$0	\$21,858,370
Central LA Tech. CC	\$0	\$0	\$5,350,000	\$299,403	\$0	\$5,649,403
Delgado CC	\$0	\$0	\$50,000,000	\$1,519,928	\$0	\$51,519,928
L.E. Fletcher Tech. CC	\$0	\$0	\$7,425,000	\$162,773	\$0	\$7,587,773
LCTCS BOS	\$0	\$0	\$0	\$0	\$0	\$0
LCTCS Online	\$0	\$0	\$0	\$0	\$0	\$0
Louisiana Delta CC	\$0	\$0	\$10,570,000	\$380,948	\$0	\$10,950,948
Northwest Technical (LTC)	\$0	\$0	\$2,850,000	\$206,297	\$0	\$3,056,297
Nunez CC	\$0	\$0	\$6,200,000	\$138,268	\$0	\$6,338,268
Northshore Tech. CC	\$0	\$0	\$9,790,000	\$212,012	\$0	\$10,002,012
River Parishes CC	\$0	\$0	\$9,595,000	\$228,141	\$0	\$9,823,141
South Louisiana CC	\$0	\$0	\$18,250,000	\$706,359	\$0	\$18,956,359
Sowela Technical CC	\$0	\$0	\$10,500,000	\$935,575	\$0	\$11,435,575
Adult Basic Education	\$0	\$0	\$0	\$0	\$0	\$0
Workforce Train. Rapid Resp.	\$0	\$0	\$0	\$10,000,000	\$0	\$10,000,000
<b>TOTAL</b>	<b>\$1,102,320,008</b>	<b>\$21,767,256</b>	<b>\$1,580,606,057</b>	<b>\$164,326,667</b>	<b>\$70,217,796</b>	<b>\$2,939,237,784</b>





# Higher Education FY21 HB105 ReEngrossed



BOARD of REGENTS  
STATE OF LOUISIANA



FY21	SGF	IAT	FSGR	Dedications	Federal	TOTAL
Board of Regents (BoR)	\$952,988,489	\$13,068,704	\$2,930,299	\$24,450,000	\$12,172,314	\$1,005,609,806
LOSFA Admin	\$0	\$670,998	\$0	\$160,000	\$37,338,331	\$38,169,329
LOSFA - TOPS	\$5,066,644	\$0	\$0	\$57,421,289	\$0	\$62,487,933
LOSFA - GO Grants	\$0	\$0	\$0	\$60,000	\$0	\$60,000
LOSFA - START	\$0	\$0	\$0	\$0	\$0	\$0
LUMCON	\$0	\$375,000	\$6,070,000	\$33,097	\$2,934,667	\$9,412,764
LUMCON - Aux	\$0	\$0	\$3,030,000	\$0	\$1,100,000	\$4,130,000
LSU Ag Center	\$0	\$0	\$6,807,967	\$3,720,427	\$13,018,275	\$23,546,669
LSU Alexandria	\$0	\$0	\$17,291,127	\$229,070	\$0	\$17,520,197
LSU A&M	\$0	\$7,614,116	\$439,816,716	\$11,916,815	\$0	\$459,347,647
LSU Eunice	\$0	\$0	\$10,628,383	\$213,209	\$0	\$10,841,592
LSU HSC - New Orleans	\$0	\$0	\$67,736,379	\$3,526,217	\$0	\$71,262,596
LSU HSC - Shreveport	\$0	\$0	\$23,636,590	\$6,679,411	\$0	\$30,316,001
LSU Shreveport	\$0	\$0	\$52,994,397	\$539,159	\$0	\$53,533,556
LSU Pennington Biomedical	\$0	\$0	\$845,561	\$80,408	\$0	\$925,969
Southern Ag. Ctr.	\$0	\$0	\$0	\$1,797,470	\$3,654,209	\$5,451,679
Southern BR A&M	\$0	\$3,028,515	\$62,181,366	\$1,593,248	\$0	\$66,803,129
Southern Law	\$0	\$0	\$13,967,744	\$172,939	\$0	\$14,140,683
Southern New Orleans	\$0	\$0	\$14,947,545	\$502,799	\$0	\$15,450,344
Southern Shreveport	\$0	\$0	\$10,008,838	\$162,060	\$0	\$10,170,898
SU BOS	\$0	\$0	\$0	\$0	\$0	\$0
Grambling State	\$0	\$0	\$35,470,043	\$891,293	\$0	\$36,361,336
Louisiana Tech	\$0	\$0	\$103,355,648	\$1,686,957	\$0	\$105,042,605
McNeese State	\$0	\$0	\$53,389,120	\$2,958,140	\$0	\$56,347,260
Nicholls State	\$0	\$0	\$44,317,731	\$955,184	\$0	\$45,272,915
Northwestern State	\$0	\$74,923	\$61,651,127	\$1,114,319	\$0	\$62,840,369
Southeastern La	\$0	\$0	\$96,872,099	\$1,765,779	\$0	\$98,637,878
ULS BOS	\$0	\$0	\$2,814,000	\$0	\$0	\$2,814,000
Univ. of La - Lafayette	\$0	\$185,000	\$136,939,525	\$2,274,579	\$0	\$139,399,104
Univ. of La - Monroe	\$0	\$0	\$61,821,886	\$1,609,834	\$0	\$63,431,720
ULS - Monroe Pharmacy	\$0	\$0	\$6,405,824	\$0	\$0	\$6,405,824
Univ. of New Orleans	\$0	\$0	\$69,746,142	\$2,182,906	\$0	\$71,929,048
Baton Rouge CC	\$0	\$0	\$22,900,000	\$638,894	\$0	\$23,538,894
Bossier Parish CC	\$0	\$0	\$21,500,000	\$324,085	\$0	\$21,824,085
Central LA Tech. CC	\$0	\$0	\$5,350,000	\$270,759	\$0	\$5,620,759
Delgado CC	\$0	\$0	\$50,000,000	\$1,301,359	\$0	\$51,301,359
L.E. Fletcher Tech. CC	\$0	\$0	\$7,425,000	\$147,200	\$0	\$7,572,200
LCTCS BOS	\$0	\$0	\$0	\$0	\$0	\$0
LCTCS Online	\$0	\$0	\$0	\$0	\$0	\$0
Louisiana Delta CC	\$0	\$0	\$10,570,000	\$344,503	\$0	\$10,914,503
Northwest Technical (LTC)	\$0	\$0	\$2,850,000	\$186,561	\$0	\$3,036,561
Nunez CC	\$0	\$0	\$6,200,000	\$125,040	\$0	\$6,325,040
Northshore Tech. CC	\$0	\$0	\$9,790,000	\$191,729	\$0	\$9,981,729
River Parishes CC	\$0	\$0	\$9,595,000	\$206,315	\$0	\$9,801,315
South Louisiana CC	\$0	\$0	\$18,250,000	\$638,782	\$0	\$18,888,782
Sowela Technical CC	\$0	\$0	\$10,500,000	\$858,059	\$0	\$11,358,059
Adult Basic Education	\$0	\$0	\$0	\$0	\$0	\$0
Workforce Train. Rapid Resp.	\$0	\$0	\$0	\$10,000,000	\$0	\$10,000,000
<b>TOTAL</b>	<b>\$958,055,133</b>	<b>\$25,017,256</b>	<b>\$1,580,606,057</b>	<b>\$143,929,895</b>	<b>\$70,217,796</b>	<b>\$2,777,826,137</b>





# Higher Education FY21 HB105 ReEngrossed SGF

SGF: HB105 House Amendments to Higher Education	
<b>Total</b>	<b>(\$144,264,875)</b>
BoR: Increase SGF and decrease TOPS Fund	\$5,066,644
BoR: Decrease SGF and increase IAT from CARES (LOUIS & Nurse Capitation)	(\$3,250,000)
Systems: Decrease SGF to offset FY20 Supplemental increase	(\$96,671,118)
<b>SGF Expenditure Reduction</b>	<b>(\$49,410,401)</b>

Higher Education SGF Change			
	Original	ReEngrossed	House Amendments
BoR: Higher Education Formula Added	\$10,000,000	(\$21,704,560)	(\$31,704,560)
BoR: Higher Education Formula Reinvestment	\$8,500,000	\$8,500,000	\$0
BoR: Statewide Adjustments	\$10,955,841	\$0	(\$10,955,841)
BoR: LA Library Network (LOUIS)	\$750,000	\$0	(\$750,000)
LOSFA: TOPS \$5.6M, Start Saving \$1M, Go Grant \$1M	\$7,565,220	\$7,565,220	\$0
LUMCON: Marine Research and Consortium	\$1,000,000	\$1,000,000	\$0
LSU: HSC-New Orleans	\$4,460,000	\$0	(\$4,460,000)
LSU: HSC-Shreveport	\$1,340,000	\$0	(\$1,340,000)
LSU: Agriculture Center \$1.75M, Pennington \$2M	\$3,750,000	\$3,750,000	\$0
Southern: Law Center 0.2M, AG Center \$0.25M	\$450,000	\$250,000	(\$200,000)
Southern Reinvestment: BoS (\$2M), SUNO (\$3M)	(\$5,000,000)	(\$5,000,000)	\$0
ULS Reinvestment: Grambling (\$1.5M), Monroe (\$2M)	(\$3,500,000)	(\$3,500,000)	\$0
<b>Total SGF</b>	<b>\$40,271,061</b>	<b>(\$9,139,340)</b>	<b>(\$49,410,401)</b>

*Note: The \$8.5m reinvestment in proposed budget was redistributed in HB1 Engrossed. SU \$5m and UL-Grambling \$1.5m remained. UL-Monroe \$2m reinvested in UL-Monroe College of Pharmacy.*



# Higher Education FY21 HB1 Engrossed



BOARD of REGENTS  
STATE OF LOUISIANA

LSU



FY21	SGF	IAT	FSGR	Dedications	Federal	TOTAL
Board of Regents (BoR)	\$11,928,688	\$13,068,704	\$2,930,299	\$24,450,000	\$12,172,314	\$64,550,005
LOSFA	\$305,253,022	\$670,998	\$0	\$57,641,289	\$37,338,331	\$400,903,640
LOSFA Admin	\$10,461,936	\$670,998	\$0	\$160,000	\$37,338,331	\$48,631,265
LOSFA - TOPS	\$262,461,978	\$0	\$0	\$57,421,289	\$0	\$319,883,267
LOSFA - GO Grants	\$29,429,108	\$0	\$0	\$60,000	\$0	\$29,489,108
LOSFA - START	\$2,900,000	\$0	\$0	\$0	\$0	\$2,900,000
LUMCON	\$3,205,182	\$375,000	\$6,070,000	\$33,097	\$2,934,667	\$12,617,946
LUMCON - Aux	\$0	\$0	\$3,030,000	\$0	\$1,100,000	\$4,130,000
LSU Ag Center	\$68,089,997	\$0	\$6,807,967	\$3,720,427	\$13,018,275	\$91,636,666
LSU Alexandria	\$2,463,950	\$0	\$17,291,127	\$229,070	\$0	\$19,984,147
LSU A&M	\$107,546,191	\$7,614,116	\$439,816,716	\$11,916,815	\$0	\$566,893,838
LSU Eunice	\$1,701,905	\$0	\$10,628,383	\$213,209	\$0	\$12,543,497
LSU HSC - New Orleans	\$71,313,200	\$0	\$67,736,379	\$3,526,217	\$0	\$142,575,796
LSU HSC - Shreveport	\$49,460,400	\$0	\$23,636,590	\$6,679,411	\$0	\$79,776,401
LSU Shreveport	\$8,023,149	\$0	\$52,994,397	\$539,159	\$0	\$61,556,705
LSU Pennington Biomedical	\$17,310,797	\$700,000	\$845,561	\$80,408	\$0	\$18,936,766
Southern Ag. Ctr.	\$4,114,457	\$0	\$0	\$1,797,470	\$3,654,209	\$9,566,136
Southern BR A&M	\$17,275,725	\$3,028,515	\$62,181,366	\$1,593,248	\$0	\$84,078,854
Southern Law	\$3,735,319	\$0	\$13,967,744	\$172,939	\$0	\$17,876,002
Southern New Orleans	\$8,158,721	\$0	\$14,947,545	\$502,799	\$0	\$23,609,065
Southern Shreveport	\$4,958,497	\$0	\$10,008,838	\$162,060	\$0	\$15,129,395
SU BOS	\$3,199,565	\$0	\$0	\$0	\$0	\$3,199,565
Grambling State	\$10,644,878	\$0	\$35,470,043	\$891,293	\$0	\$47,006,214
Louisiana Tech	\$20,627,264	\$0	\$103,355,648	\$1,686,957	\$0	\$125,669,869
McNeese State	\$11,534,605	\$0	\$53,389,120	\$2,958,140	\$0	\$67,881,865
Nicholls State	\$10,945,436	\$0	\$44,317,731	\$955,184	\$0	\$56,218,351
Northwestern State	\$16,481,211	\$74,923	\$61,651,127	\$1,114,319	\$0	\$79,321,580
Southeastern La	\$22,060,896	\$0	\$96,872,099	\$1,765,779	\$0	\$120,698,774
ULS BOS	\$1,001,967	\$0	\$2,814,000	\$0	\$0	\$3,815,967
Univ. of La - Lafayette	\$38,053,802	\$185,000	\$136,939,525	\$2,274,579	\$0	\$177,452,906
Univ. of La - Monroe	\$14,274,127	\$0	\$61,821,886	\$1,609,834	\$0	\$77,705,847
ULS - Monroe Pharmacy	\$7,583,029	\$0	\$6,405,824	\$0	\$0	\$13,988,853
Univ. of New Orleans	\$16,057,762	\$0	\$69,746,142	\$2,182,906	\$0	\$87,986,810
Baton Rouge CC	\$12,552,805	\$0	\$22,900,000	\$638,894	\$0	\$36,091,699
Bossier Parish CC	\$8,628,421	\$0	\$21,500,000	\$324,085	\$0	\$30,452,506
Central LA Tech. CC	\$4,525,069	\$0	\$5,350,000	\$270,759	\$0	\$10,145,828
Delgado CC	\$20,845,544	\$0	\$50,000,000	\$1,301,359	\$0	\$72,146,903
L.E. Fletcher Tech. CC	\$3,929,575	\$0	\$7,425,000	\$147,200	\$0	\$11,501,775
LCTCS BOS	\$4,301,529	\$0	\$0	\$0	\$0	\$4,301,529
LCTCS Online	\$1,245,091	\$0	\$0	\$0	\$0	\$1,245,091
Louisiana Delta CC	\$6,587,428	\$0	\$10,570,000	\$344,503	\$0	\$17,501,931
Northwest Technical (LTC)	\$3,026,410	\$0	\$2,850,000	\$186,561	\$0	\$6,062,971
Nunez CC	\$3,353,551	\$0	\$6,200,000	\$125,040	\$0	\$9,678,591
Northshore Tech. CC	\$4,986,527	\$0	\$9,790,000	\$191,729	\$0	\$14,968,256
River Parishes CC	\$4,863,587	\$0	\$9,595,000	\$206,315	\$0	\$14,664,902
South Louisiana CC	\$11,559,709	\$0	\$18,250,000	\$638,782	\$0	\$30,448,491
Sowela Technical CC	\$8,026,145	\$0	\$10,500,000	\$858,059	\$0	\$19,384,204
Adult Basic Education	\$2,870,000	\$0	\$0	\$0	\$0	\$2,870,000
Workforce Train. Rapid Resp.	\$0	\$0	\$0	\$10,000,000	\$0	\$10,000,000
<b>TOTAL</b>	<b>\$958,305,133</b>	<b>\$25,717,256</b>	<b>\$1,580,606,057</b>	<b>\$143,929,895</b>	<b>\$70,217,796</b>	<b>\$2,778,776,137</b>



# Higher Education FY21 HB1 Engrossed SGF

System	Institution Name	FY20 EOB	FY21 PROPOSED	HB 1 ORIG	HB 1 ENG	HB1 ENG OVER/(UNDER) HB1 ORIG	HB 1 ENG OVER/(UNDER) FY21 PROPOSED	HB 1 ENG OVER/(UNDER) FY20 EOB
	Board of Regents	\$15,572,006	\$1,102,320,008	\$952,988,489	\$11,928,688	(\$941,059,801)	(\$1,090,391,320)	(\$3,643,318)
	LOSFA	\$292,966,113	\$0	\$5,066,644	\$305,253,022	\$300,186,378	\$305,253,022	\$12,286,909
	LOSFA Admin	\$10,806,891	\$0	\$0	\$10,461,936	\$10,461,936	\$10,461,936	(\$344,955)
	TOPS	\$251,830,114	\$0	\$5,066,644	\$262,461,978	\$257,395,334	\$262,461,978	\$10,631,864
	Go Grants	\$28,429,108	\$0	\$0	\$29,429,108	\$29,429,108	\$29,429,108	\$1,000,000
	START	\$1,900,000	\$0	\$0	\$2,900,000	\$2,900,000	\$2,900,000	\$1,000,000
	LUMCON	\$2,277,892	\$0	\$0	\$3,205,182	\$3,205,182	\$3,205,182	\$927,290
	Auxiliary	\$0	\$0	\$0	\$0	\$0	\$0	\$0
	<b>BoR Total</b>	<b>\$310,816,011</b>	<b>\$1,102,320,008</b>	<b>\$958,055,133</b>	<b>\$320,386,892</b>	<b>(\$637,668,241)</b>	<b>(\$781,933,115)</b>	<b>\$9,570,881</b>
	LSU Ag Center	\$71,962,337	\$0	\$0	\$68,089,997	\$68,089,997	\$68,089,997	(\$3,872,340)
	LSU Alexandria	\$5,100,153	\$0	\$0	\$2,463,950	\$2,463,950	\$2,463,950	(\$2,636,203)
	LSU A&M	\$115,968,824	\$0	\$0	\$107,546,191	\$107,546,191	\$107,546,191	(\$8,422,633)
	LSU Eunice	\$4,814,477	\$0	\$0	\$1,701,905	\$1,701,905	\$1,701,905	(\$3,112,572)
	LSU HSC - New Orleans	\$79,014,569	\$0	\$0	\$71,313,200	\$71,313,200	\$71,313,200	(\$7,701,369)
	LSU HSC - Shreveport	\$58,368,929	\$0	\$0	\$49,460,400	\$49,460,400	\$49,460,400	(\$8,908,529)
	LSU Shreveport	\$9,031,005	\$0	\$0	\$8,023,149	\$8,023,149	\$8,023,149	(\$1,007,856)
	Pennington	\$17,315,631	\$0	\$0	\$17,310,797	\$17,310,797	\$17,310,797	(\$4,834)
	<b>LSU SYS Total</b>	<b>\$361,575,925</b>	<b>\$0</b>	<b>\$0</b>	<b>\$325,909,589</b>	<b>\$325,909,589</b>	<b>\$325,909,589</b>	<b>(\$35,666,336)</b>
	Southern Ag. Ctr.	\$3,991,878	\$0	\$0	\$4,114,457	\$4,114,457	\$4,114,457	\$122,579
	Southern BR A&M	\$19,433,021	\$0	\$0	\$17,275,725	\$17,275,725	\$17,275,725	(\$2,157,296)
	Southern Law	\$4,275,772	\$0	\$0	\$3,735,319	\$3,735,319	\$3,735,319	(\$540,453)
	Southern New Orleans	\$9,140,226	\$0	\$0	\$8,158,721	\$8,158,721	\$8,158,721	(\$981,505)
	Southern Shreveport	\$5,692,475	\$0	\$0	\$4,958,497	\$4,958,497	\$4,958,497	(\$733,978)
	SU BOS	\$3,305,062	\$0	\$0	\$3,199,565	\$3,199,565	\$3,199,565	(\$105,497)
	<b>SU SYS Total</b>	<b>\$45,838,434</b>	<b>\$0</b>	<b>\$0</b>	<b>\$41,442,284</b>	<b>\$41,442,284</b>	<b>\$41,442,284</b>	<b>(\$4,396,150)</b>
	Grambling State	\$14,052,455	\$0	\$0	\$10,644,878	\$10,644,878	\$10,644,878	(\$3,407,577)
	Louisiana Tech	\$27,588,200	\$0	\$0	\$20,627,264	\$20,627,264	\$20,627,264	(\$6,960,936)
	McNeese State	\$16,605,889	\$0	\$0	\$11,534,605	\$11,534,605	\$11,534,605	(\$5,071,284)
	Nicholls State	\$14,240,819	\$0	\$0	\$10,945,436	\$10,945,436	\$10,945,436	(\$3,295,383)
	Northwestern State	\$20,591,028	\$0	\$0	\$16,481,211	\$16,481,211	\$16,481,211	(\$4,109,817)
	Southeastern La	\$27,750,156	\$0	\$0	\$22,060,896	\$22,060,896	\$22,060,896	(\$5,689,260)
	UL BOS	\$1,035,004	\$0	\$0	\$1,001,967	\$1,001,967	\$1,001,967	(\$33,037)
	Univ. of La - Lafayette	\$47,370,919	\$0	\$0	\$38,053,802	\$38,053,802	\$38,053,802	(\$9,317,117)
	Univ. of La - Monroe	\$29,713,532	\$0	\$0	\$14,274,127	\$14,274,127	\$14,274,127	(\$15,439,405)
	<b>New</b> ULS - Monroe Pharmacy	\$0	\$0	\$0	\$7,583,029	\$7,583,029	\$7,583,029	\$7,583,029
	Univ. of New Orleans	\$24,999,530	\$0	\$0	\$16,057,762	\$16,057,762	\$16,057,762	(\$8,941,768)
	<b>UL SYS Total</b>	<b>\$223,947,532</b>	<b>\$0</b>	<b>\$0</b>	<b>\$169,264,977</b>	<b>\$169,264,977</b>	<b>\$169,264,977</b>	<b>(\$54,682,555)</b>
	Baton Rouge CC	\$14,555,798	\$0	\$0	\$12,552,805	\$12,552,805	\$12,552,805	(\$2,002,993)
	Bossier Parish CC	\$11,125,544	\$0	\$0	\$8,628,421	\$8,628,421	\$8,628,421	(\$2,497,123)
	Central LA Tech. CC	\$5,194,365	\$0	\$0	\$4,525,069	\$4,525,069	\$4,525,069	(\$669,296)
	Delgado CC	\$25,605,735	\$0	\$0	\$20,845,544	\$20,845,544	\$20,845,544	(\$4,760,191)
	L.E. Fletcher Tech. CC	\$4,430,605	\$0	\$0	\$3,929,575	\$3,929,575	\$3,929,575	(\$501,030)
	LCTC BOS	\$7,149,749	\$0	\$250,000	\$4,301,529	\$4,051,529	\$4,301,529	(\$2,848,220)
	LCTCS Online	\$1,286,145	\$0	\$0	\$1,245,091	\$1,245,091	\$1,245,091	(\$41,054)
	Louisiana Delta CC	\$7,295,108	\$0	\$0	\$6,587,428	\$6,587,428	\$6,587,428	(\$707,680)
	Northwest LA Tech. CC	\$4,040,293	\$0	\$0	\$3,026,410	\$3,026,410	\$3,026,410	(\$1,013,883)
	Nunez CC	\$4,092,004	\$0	\$0	\$3,353,551	\$3,353,551	\$3,353,551	(\$738,453)
	Northshore Tech. CC	\$6,085,483	\$0	\$0	\$4,986,527	\$4,986,527	\$4,986,527	(\$1,098,956)
	River Parishes CC	\$5,899,268	\$0	\$0	\$4,863,587	\$4,863,587	\$4,863,587	(\$1,035,681)
	South Louisiana CC	\$13,958,457	\$0	\$0	\$11,559,709	\$11,559,709	\$11,559,709	(\$2,398,748)
	Sowela Technical CC	\$9,152,491	\$0	\$0	\$8,026,145	\$8,026,145	\$8,026,145	(\$1,126,346)
	<b>New</b> Adult Basic Education	\$0	\$0	\$0	\$2,870,000	\$2,870,000	\$2,870,000	\$2,870,000
	<b>New</b> Workforce Train. Rapid	\$0	\$0	\$0	\$0	\$0	\$0	\$0
	<b>LCTC SYS Total</b>	<b>\$119,871,045</b>	<b>\$0</b>	<b>\$250,000</b>	<b>\$101,301,391</b>	<b>\$101,051,391</b>	<b>\$101,301,391</b>	<b>(\$10,569,654)</b>
	<b>Grand Total</b>	<b>\$1,062,048,947</b>	<b>\$1,102,320,008</b>	<b>\$958,305,133</b>	<b>\$958,305,133</b>	<b>\$0</b>	<b>(\$143,014,981)</b>	<b>(\$103,743,214)</b>

Includes \$1.75m  
line item

Includes \$2m line  
item

Includes \$250,000  
line item

Transferred  
\$5,767,115 from  
UL-Monroe,  
reinvested \$2m

Includes \$250,000  
line item

Transferred  
\$2,870,000 from  
LCTCS-BoS



# Higher Education

## FY21 HB1 SGF Reduction by Board of Regents

System	Institution Name	FY 2019-20 Existing Budget as of 12/1/2019	Non-formula Changes	SFG Decrease for CRF	Pro-rata Reduction	Redistribution of ULM Line Item	Line Items	HB1 Original 1ES Base Total
BOR	Board of Regents	15,572,006	\$0	(\$3,250,000)	(\$393,318)		\$0	11,928,688
	LOSFA Admin	10,806,891	\$0	\$0	(\$344,955)		\$0	\$10,461,936
	TOPS	251,830,114	\$0	\$0			\$10,631,864	\$262,461,978
	GO Grants	28,429,108	\$0	\$0			1,000,000	\$29,429,108
	START	1,900,000	\$0	\$0			1,000,000	\$2,900,000
	LUMCON	2,277,892	\$0	\$0	(\$72,710)		1,000,000	\$3,205,182
	Auxiliary	-	\$0	\$0	\$0		\$0	\$0
<b>BOR Total</b>		<b>310,816,011</b>	<b>\$0</b>	<b>(\$3,250,000)</b>	<b>(\$810,983)</b>		<b>\$13,631,864</b>	<b>320,386,892</b>
LCTC SYS	Baton Rouge CC	14,555,798	\$0	(\$1,650,000)	(\$411,952)	\$58,959	\$0	\$12,552,805
	Bossier Parish CC	11,125,544	\$0	(\$2,265,000)	(\$282,828)	\$45,065	\$0	\$8,622,780
	Central LA Tech. CC	5,194,365	\$0	(\$536,000)	(\$148,695)	\$21,040	\$0	\$4,530,710
	Delgado CC	25,605,735	\$0	(\$4,180,000)	(\$683,908)	\$103,717	\$0	\$20,845,544
	L.E. Fletcher Tech. CC	4,430,605	\$0	(\$390,000)	(\$128,976)	\$17,946	\$0	\$3,929,575
	LCTC BOS	7,149,749	(2,870,000)	\$0	(\$228,220)		\$250,000	\$4,301,529
	Adult Basic Education	-	2,870,000	\$0	\$0		\$0	\$2,870,000
	LCTCS Online	1,286,145	\$0	\$0	(\$41,054)		\$0	\$1,245,091
	Louisiana Delta CC	7,295,108	\$0	(\$521,000)	(\$216,229)	\$29,549	\$0	\$6,587,428
	Northwest LA Tech. CC	4,040,293	\$0	(\$931,000)	(\$99,248)	\$16,365	\$0	\$3,026,410
	Nunez CC	4,092,004	\$0	(\$645,000)	(\$110,028)	\$16,575	\$0	\$3,353,551
	Northshore Tech. CC	6,085,483	\$0	(\$960,000)	(\$163,605)	\$24,650	\$0	\$4,986,527
	River Parishes CC	5,899,268	\$0	(\$900,000)	(\$159,576)	\$23,895	\$0	\$4,863,587
	South Louisiana CC	13,958,457	\$0	(\$2,076,000)	(\$379,287)	\$56,539	\$0	\$11,559,709
	Sowela Technical CC	9,152,491	\$0	(\$900,000)	(\$263,419)	\$37,073	\$0	\$8,026,145
<b>LCTC SYS Total</b>		<b>\$ 119,871,045</b>	<b>\$0</b>	<b>(\$15,954,000)</b>	<b>(\$3,317,026)</b>	<b>\$451,373</b>	<b>\$250,000</b>	<b>\$101,301,392</b>
LSU SYS	LSU Ag Center	71,962,337	\$0	(\$3,434,950)	(\$2,187,390)		\$1,750,000	\$68,089,997
	LSU Alexandria	5,100,153	\$0	(\$2,576,300)	(\$80,561)	\$20,658	\$0	\$2,463,950
	LSU A&M	115,968,824	\$0	(\$5,361,800)	(\$3,530,570)	\$469,737	\$0	\$107,546,191
	LSU Eunice	4,814,477	\$0	(\$3,076,600)	(\$55,473)	\$19,501	\$0	\$1,701,905
	LSU HSC - NO	79,014,569	\$0	(\$5,350,000)	(\$2,351,369)		\$0	\$71,313,200
	LSU HSC - S	58,368,929	\$0	(\$7,277,700)	(\$1,630,829)		\$0	\$49,460,400
	LSU Shreveport	9,031,005	\$0	(\$781,100)	(\$263,337)	\$36,580	\$0	\$8,023,149
	Pennington	17,315,631	\$0	(\$1,500,000)	(\$504,834)		\$2,000,000	\$17,310,797
<b>LSU SYS Total</b>		<b>\$ 361,575,925</b>	<b>\$0</b>	<b>(\$29,358,450)</b>	<b>(\$10,604,363)</b>	<b>\$546,477</b>	<b>\$3,750,000</b>	<b>\$325,909,589</b>
SU SYS	Southern Ag. Ctr.	3,991,878	\$0	\$0	(\$127,421)		\$250,000	\$4,114,457
	Southern BR A&M	19,433,021	\$0	(\$1,668,983)	(\$567,027)	\$78,714	\$0	\$17,275,725
	Southern Law	4,275,772	\$0	(\$417,291)	(\$123,162)		\$0	\$3,735,319
	Southern N.O.	9,140,226	\$0	(\$750,736)	(\$267,792)	\$37,023	\$0	\$8,158,721
	Southern S'port	5,692,475	\$0	(\$594,302)	(\$162,733)	\$23,058	\$0	\$4,958,497
	SU BOS	3,305,062	\$0	\$0	(\$105,497)		\$0	\$3,199,565
<b>SU SYS Total</b>		<b>\$ 45,838,434</b>	<b>\$0</b>	<b>(\$3,431,312)</b>	<b>(\$1,353,633)</b>	<b>\$138,795</b>	<b>\$250,000</b>	<b>\$41,442,284</b>
UL SYS	Grambling State	14,052,455	\$0	(\$3,115,386)	(\$349,111)	\$56,920	\$0	\$10,644,878
	Louisiana Tech	27,588,200	\$0	(\$6,396,237)	(\$676,446)	\$111,747	\$0	\$20,627,264
	McNeese State	16,605,889	\$0	(\$4,760,441)	(\$378,106)	\$67,263	\$0	\$11,534,605
	Nicholls State	14,240,819	\$0	(\$2,994,071)	(\$358,996)	\$57,683	\$0	\$10,945,436
	Northwestern State	20,591,028	\$0	(\$3,652,546)	(\$540,675)	\$83,405	\$0	\$16,481,211
	Southeastern La	27,750,156	\$0	(\$5,077,968)	(\$723,695)	\$112,403	\$0	\$22,060,896
	UL BOS	1,035,004	\$0	\$0	(\$33,037)		\$0	\$1,001,967
	Univ. of La - Lafayette	47,370,919	\$0	(\$8,260,596)	(\$1,248,399)	\$191,878	\$0	\$38,053,802
	Univ. of La - Monroe	23,946,417	(\$4,000,000)	(\$5,153,206)	(\$599,878)	\$80,794	\$0	\$14,274,127
	ULM Pharmacy	5,767,115	\$2,000,000	\$0	(\$184,086)		\$0	\$7,583,029
	Univ. of New Orleans	24,999,530	\$0	(\$8,516,905)	(\$526,124)	\$101,262	\$0	\$16,057,762
<b>UL SYS Total</b>		<b>\$ 223,947,532</b>	<b>(\$2,000,000)</b>	<b>(\$47,927,356)</b>	<b>(\$5,618,554)</b>	<b>\$863,355</b>	<b>\$0</b>	<b>\$169,264,977</b>
<b>Grand Total</b>		<b>\$ 1,062,048,947</b>	<b>(\$2,000,000)</b>	<b>(\$99,921,118)</b>	<b>(\$21,704,560)</b>	<b>\$2,000,000</b>	<b>\$17,881,864</b>	<b>\$958,305,133</b>



# Higher Education Restricted/Unrestricted Funds

*All CARES Act Higher Education Emergency Relief Fund to Institutions are Restricted Funds and “off budget”.*

RESTRICTED REVENUE SOURCE	FY20 Budgeted Restricted	%
Gifts, Grants, & Contracts	\$685,942,838	27.14%
Other Federal Grants	\$337,676,831	13.36%
Auxiliaries (Excluding Athletics)	\$341,705,203	13.52%
Pell Grants	\$351,424,784	13.90%
Student Fees	\$218,725,120	8.65%
Athletics Other Than Student Fees	\$223,412,032	8.84%
State Grants & Contracts	\$164,177,183	6.50%
Other Self-generated Funds	\$133,164,827	5.27%
Sales & Services of Educational Activities	\$44,259,752	1.75%
Physician Practice Plans	\$12,357,000	0.49%
Endowment Income	\$12,239,458	0.48%
Federal Program Administration	\$2,268,084	0.09%
Workforce Rapid Response	\$200,000	0.01%
<b>TOTAL RESTRICTED</b>	<b>\$2,527,553,114</b>	<b>100.00%</b>
UNRESTRICTED REVENUE SOURCE	FY20 Budgeted Unrestricted	%
Fees & Self-generated Revenues	\$1,544,690,041	54.22%
State General Fund	\$1,062,048,947	37.28%
Dedicated Funds	\$153,967,708	5.40%
Federal	\$70,217,796	2.46%

Total FY20 Higher Education	FY20 Budget	%
Total Unrestricted Revenues (HB 1)	\$2,848,904,260	53.0%
Total Restricted Revenues	\$2,527,553,114	47.0%
<b>Total</b>	<b>\$5,376,457,374</b>	<b>100%</b>

*Note: The numbers does not include Ba-7s approved in FY20.*

**Unrestricted funds** are resources eligible for any purpose in carrying out the mission, duties and responsibilities of the institution. These funds include state appropriations (SGF, dedicated funds), tuition and fees and other funds not restricted by a donor or grant. **The legislature appropriates unrestricted funds.**

**Restricted funds** are utilized for the operation and support of programs, but are restricted by donors, state or federal agencies as to the purposes for which these funds can be expended. These funds are traditionally referred to as “off budget.”

**Restricted fund examples include:** student housing, dining services, student union, student health services, parking, athletics, faculty research, residence halls, etc.

**The FY21 restricted funds information will be reported to the Board of Regents in September 2020.**





# Higher Education FY21 Budget Request

## An additional \$155.6m SGF requested above the FY20 Base Budget

In November 2019, the Board of Regents requested \$155.6m additional SGF for FY21. Except for the \$36.3M to return faculty pay to SREB average, the following requested items are fully or partially funded with a total of \$40.3M SGF in the proposed budget,

- **\$34.0M Go Grant** - Full funding of the GO Grant Program to the current financial aid packaging policy level. To fully fund the GO Grant Program to the maximum award amount of \$3,000/student, the total cost would be \$164M. There is approximately \$28.4M provided in FY20. The FY21 Proposed Budget provides \$1M SGF increase with total of \$29,429,108 SGF for the Go Grant Program. It remains in HB1 Engrossed.
- **\$28.7M Formula Funding** - Additional funding to be utilized in the 2-year/4-year higher education outcomes based funding formula. The additional increase in funds would allow the Board of Regents to reward student success through a 5 percentage point increase in the outcomes funding formula. The FY21 Proposed Budget provides \$18.5M SGF increase for formula distribution, including \$8.5M reinvestment through reductions in institutions. Only \$2m is remained in HB1 Engrossed.
- **\$18.3M Mandated Cost** - Funding to provide annual mandated cost increases. The FY21 Proposed Budget provides \$10,955,841 SGF increase for this item. The \$11m is no longer in HB1 Engrossed.
- **\$8.8M TOPS** - Funding for TOPS with participated projection of approximately 1,600 students. The FY21 Proposed Budget provides \$5,565,220 SGF and \$3,285,507 TOPS Fund increase for this item. TOPS is fully funded in HB1 Engrossed.
- **\$10.0M Special Units** - Increased funding for the specialized units to increase research and instruction capacity. The FY21 Proposed Budget provides \$10M SGF increase for this item, including \$4.46M for Health Science Center New Orleans, \$1.34M for Health Science Center Shreveport, \$2M for Pennington Biomedical, \$1.75M for LSU Ag Center, \$0.25M for SU Ag Center, and 0.2M for SU Law Center. Only \$4m remains in HB1 Engrossed.
- **\$15.0M+ Innovation, Nurse Capitation** - Provide funds for innovation in public higher education focused on system change, dual enrollment, improved student outcomes, better workforce alignment and accreditation needs for institutions. The FY21 Proposed Budget provides \$12M Higher Education Initiative Fund (HEIF) for these items. The funding source is FY20 excess. Out of the \$12M, \$3.5M is for dual enrollment, \$2M is for mobile STEM labs, \$3M is for LCTSC accreditation, \$2.5M is for nurse capitation and \$1M is for STEM council initiatives. The \$12m HEIF is no longer in HB1 Engrossed. \$2.5m CARES IAT from GOHSEP is included for nurse capitation.
- **\$2.5M LOUIS** - Additional funding for open source documents and eTextbooks at LA Library Network (LOUIS). The FY21 Proposed Budget provides \$750,000 SGF and \$2M IAT from consortium memberships of institutions for this item. The \$750,000 SGF is replaced with CARES IAT from GOHSEP in HB1 Engrossed.
- **\$1M START** - Provides funds for required earnings enhancements to START saving accounts. The FY21 Proposed Budget provides \$1M SGF increase for this item. It remains in HB1 Engrossed.
- **\$1M LUMCON (LA Universities Marine Consortium)** - Provides funding for federal match increases, faculty and operational needs. The FY21 Proposed Budget provides \$1M SGF increase for this item. It remains in HB1 Engrossed.



# Higher Education FY21 Budget Request

## \$36.3M faculty pay to SREB average

### Funding to SREB Average

Rank	Professor	Associate Professor	Assistant Professor	Instructor	Lecturer	All instructional staff
<b>LCTCS</b>	(\$1,160,642)	(\$1,758,608)	(\$2,288,069)	(\$5,289,473)	(\$26,689)	(\$10,523,480)
<b>LSU</b>	(\$4,332,483)	(\$2,366,411)	(\$945)	(\$1,119,502)	(\$32,091)	(\$7,851,432)
<b>SU</b>	(\$1,265,887)	(\$914,976)	(\$866,376)	(\$190,650)	(\$36,618)	(\$3,274,507)
<b>ULS</b>	(\$6,088,924)	(\$4,091,389)	(\$2,300,305)	(\$2,595,396)	\$2,072	(\$14,680,473)
<b>Total</b>	<b>(\$12,847,935)</b>	<b>(\$9,131,384)</b>	<b>(\$5,455,694)</b>	<b>(\$9,195,020)</b>	<b>(\$93,327)</b>	<b>(\$36,329,893)</b>

### Percentage to SREB Average

	Professor	Associate Professor	Assistant Professor	Instructor	Undesignated/ Other	All Ranks
<b>SREB 4-Year Avg</b>	<b>70%</b>	<b>77%</b>	<b>84%</b>	<b>88%</b>	<b>32%</b>	<b>75%</b>
<b>SREB 2-Year Avg</b>	<b>77%</b>	<b>82%</b>	<b>84%</b>	<b>79%</b>	<b>76%</b>	<b>91%</b>

Source: Board of Regents budget request based on 2018 salaries



# Higher Education FY21 Proposed Budget – SGF Adjustments

Budget Unit	SGF EOB as of 12-1-2019	BoR Statewide	BoR Formula	BoR LOUIS	LOSFA: Start, Go Grant, TOPS	LUMCON	LSU: Pennington Ag Center	LSU Health Science Centers	SU: Ag Center, Law Center	SU: BoS, SUNO	ULS: Grambling, Monroe	ROLL UP to BoR	FY 21 Proposed Budget/HB105 Original
Board of Regents	\$15,572,006	\$10,955,841	\$18,500,000	\$750,000	\$0	\$0	\$0	\$0	\$0	\$0	\$0	\$1,056,542,161	\$1,102,320,008
LOSFA	\$292,966,113	\$0	\$0	\$0	\$7,565,220	\$0	\$0	\$0	\$0	\$0	\$0	(\$300,531,333)	\$0
LUMCON	\$2,277,892	\$0	\$0	\$0	\$0	\$1,000,000	\$0	\$0	\$0	\$0	\$0	(\$3,277,892)	\$0
LCTCS	\$119,871,045	\$0	\$0	\$0	\$0	\$0	\$0	\$0	\$0	\$0	\$0	(\$119,871,045)	\$0
LSU System	\$361,575,925	\$0	\$0	\$0	\$0	\$0	\$3,750,000	\$5,800,000	\$0	\$0	\$0	(\$371,125,925)	\$0
SU System	\$45,838,434	\$0	\$0	\$0	\$0	\$0	\$0	\$0	\$450,000	(\$5,000,000)	\$0	(\$41,288,434)	\$0
UL System	\$223,947,532	\$0	\$0	\$0	\$0	\$0	\$0	\$0	\$0	\$0	(\$3,500,000)	(\$220,447,532)	\$0
<b>TOTAL SGF</b>	<b>\$1,062,048,947</b>	<b>\$10,955,841</b>	<b>\$18,500,000</b>	<b>\$750,000</b>	<b>\$7,565,220</b>	<b>\$1,000,000</b>	<b>\$3,750,000</b>	<b>\$5,800,000</b>	<b>\$450,000</b>	<b>(\$5,000,000)</b>	<b>(\$3,500,000)</b>	<b>\$0</b>	<b>\$1,102,320,008</b>

Since the FY10 budget development process (2009 Regular Legislative Session), the Division of Administration (DOA) has been transferring all SGF from the institutions and management boards to the Board of Regents to be distributed at a later date. If there is a reduction in State General Fund, no formula run. If level funding occurs, the Board of Regents will revisit a formula run.

The Board of Regents does not spread the SGF to the institutions until the 2-year/4-year Higher Education Funding Formula is **calculated, finalized and distribution decisions are made by the Board.**

**NOTE:** Pursuant to Article VIII, Section 12 and prior to the FY10 budget development process, the SGF was allocated to the higher education management boards in the Executive Budget as well as in the appropriations bill. Article VIII, Section 12 states: *Appropriations for the institutions of higher education shall be made to their managing boards. The funds appropriated shall be administered by the managing boards and used solely as provided by law.*

**NOTE:** Pursuant to Act 454 of 2014, each management board may redirect an amount not to exceed 5% of the allocation specified by the formula for each institution under its control to address specific issues that might arise during the budget allocation process.





# Total Funding – All Means of Finance FY19, FY20, and FY21 Proposed Budget Comparison

Total Funding	FY19 Actual	FY20 EOB as of 12-1-2019	FY21 Proposed/HB105 Original	FY21 Proposed/HB105 Over/(Under) FY20 EOB
Board of Regents	\$431,491,071	\$470,126,386	\$1,277,954,852	\$807,828,466
LSU System	\$982,288,419	\$997,690,345	\$668,148,694	(\$329,541,651)
SU System	\$149,696,972	\$161,964,791	\$112,274,086	(\$49,690,705)
UL System	\$874,572,171	\$912,163,876	\$690,075,595	(\$222,088,281)
LCTCS	\$292,941,969	\$311,793,350	\$190,784,557	(\$121,008,793)
<b>TOTAL</b>	<b>\$2,730,990,602</b>	<b>\$2,853,738,748</b>	<b>\$2,939,237,784</b>	<b>\$85,499,036</b>

TOTAL MOF NET Adjustments to Higher Education	
BoR: Higher Education Formula	\$18,500,000
BoR: Statewide Adjustments	\$10,955,841
BoR: LA Library Network (LOUIS)	\$750,000
LOSFA: TOPS \$5.6M, Start Saving \$1M, Go Grant \$1M	\$7,565,220
LUMCON: Marine Research and Consortium	\$1,000,000
LSU: HSC-New Orleans	\$4,460,000
LSU: HSC-Shreveport	\$1,340,000
LSU: Agriculture Center \$1.75M, Pennington \$2M	\$3,750,000
Southern: Law Center 0.2M, AG Center \$0.25M	\$450,000
Southern Reinvestment: BoS (\$2M), SUNO (\$3M)	(\$5,000,000)
ULS Reinvestment: Grambling (\$1.5M), Monroe (\$2M)	(\$3,500,000)
IAT: Institutions membership fees for LOUIS \$2M etc.	\$1,782,000
FSGR: Tuitions and Fees	\$35,916,016
Statutory Dedications: Higher Education Initiative Fund \$12M etc.	\$10,358,959
Fed: Non Recur Carryforward Ba-7	(\$2,829,000)
<b>TOTAL</b>	<b>\$85,499,036</b>

*Non recur  
one time  
expenditure*



# Schedule 19A — Higher Education

## **LOUISIANA HIGHER EDUCATION**

### **FINANCIAL AIDS**



# Schedule 19A — Higher Education

## TOPS

Taylor Opportunity Program for Students (TOPS) is a program of state scholarships for Louisiana residents who attend either one of the Louisiana Public Colleges and Universities, schools that are a part of the Louisiana Community and Technical College System, Louisiana approved Proprietary and Cosmetology Schools or institutions that are a part of the Louisiana Association of Independent Colleges and Universities.

There are four different TOPS award: Opportunity, Performance, Honors and Tech Award.

## TOPS TECH

Unique among the TOPS scholarships, the TOPS Tech Award was created by the Louisiana Legislature with the sole intention of promoting a skilled workforce in Louisiana.

## TOPS TECH EARLY START

The TOPS Tech Early Start award provides up to \$600 per academic year for any eligible 11th or 12th grade student attending a Louisiana PUBLIC high school who wishes to concurrently enroll for up to six credit hours per semester in order to pursue certification in an Eligible Program at a public or nonpublic college or an approved training provider.



# Taylor Opportunity Program for Students (TOPS)

## Recent TOPS History

	FY16 Actual	FY17 Actual	FY18 Actual	FY19 Actual	FY20 EOB	FY21 Proposed	FY21 HB105
SGF	\$193,090,899	\$149,116,312	\$234,899,171	\$243,269,172	\$251,830,114	\$257,395,334	\$257,395,334
TOPS Fund	\$62,398,192	\$52,510,370	\$57,855,487	\$59,261,702	\$59,202,426	\$62,487,933	\$62,487,933
<b>TOTAL</b>	<b>\$255,489,091</b>	<b>\$201,626,682</b>	<b>\$292,754,658</b>	<b>\$302,530,874</b>	<b>\$311,032,540</b>	<b>\$319,883,267</b>	<b>\$319,883,267</b>

- Total FY16 aggregate awards = \$284.5M
- Institutions required to absorb the \$29M difference

- Program funded at a 70% level in FY17
- Total FY17 awards = \$291.9M

**FY18 to FY21 are fully funded**

HB105 ReEngrossed and HB1 Engrossed include a MOF Swap to replace \$5m TOPS Fund with SGF.

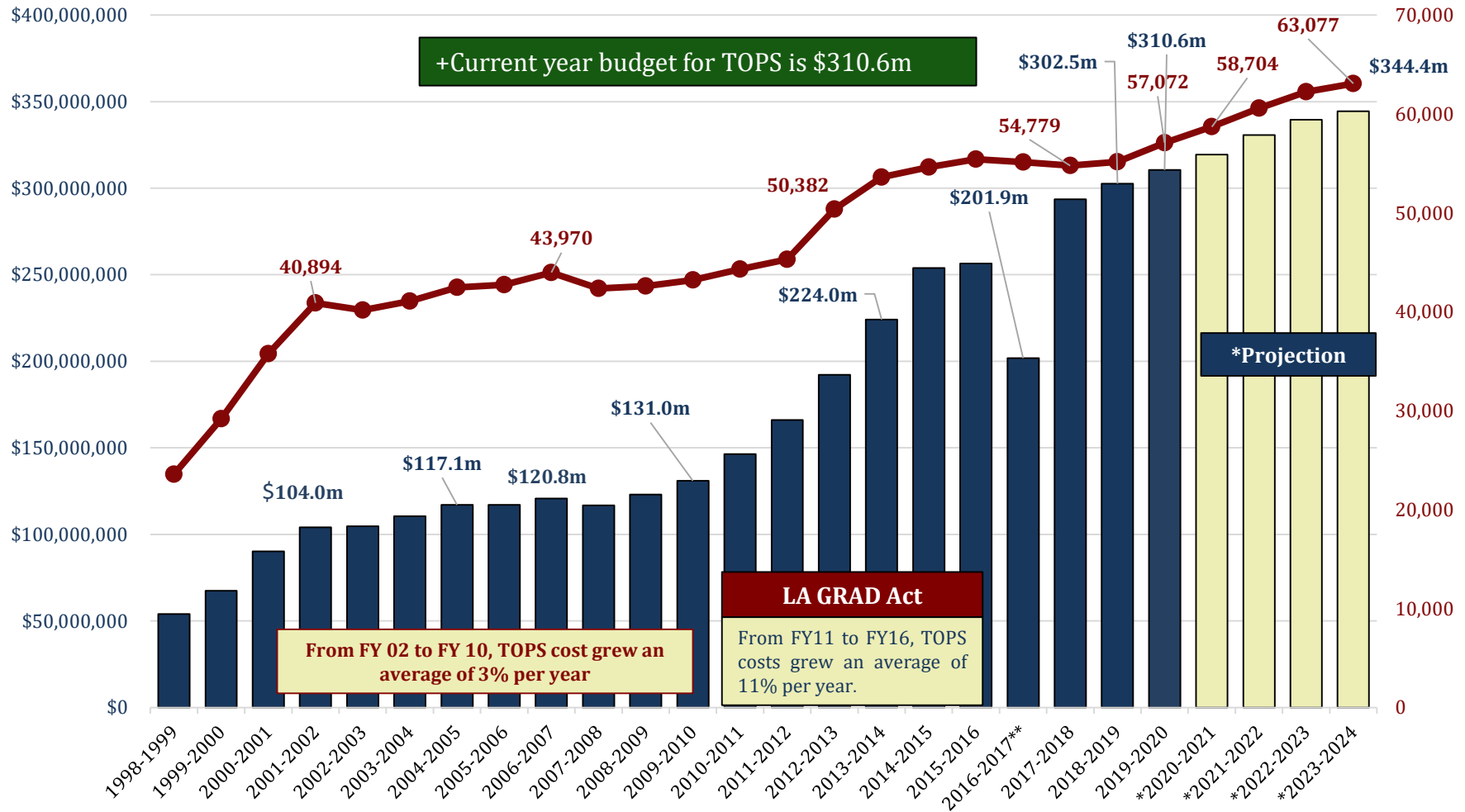
**Source:** Louisiana Office of Student Financial Assistance Program within the Board of Regents



# Taylor Opportunity Program for Students (TOPS)

Costs

Awards



Source: Louisiana Office of Student Financial Assistance Program within the Board of Regents

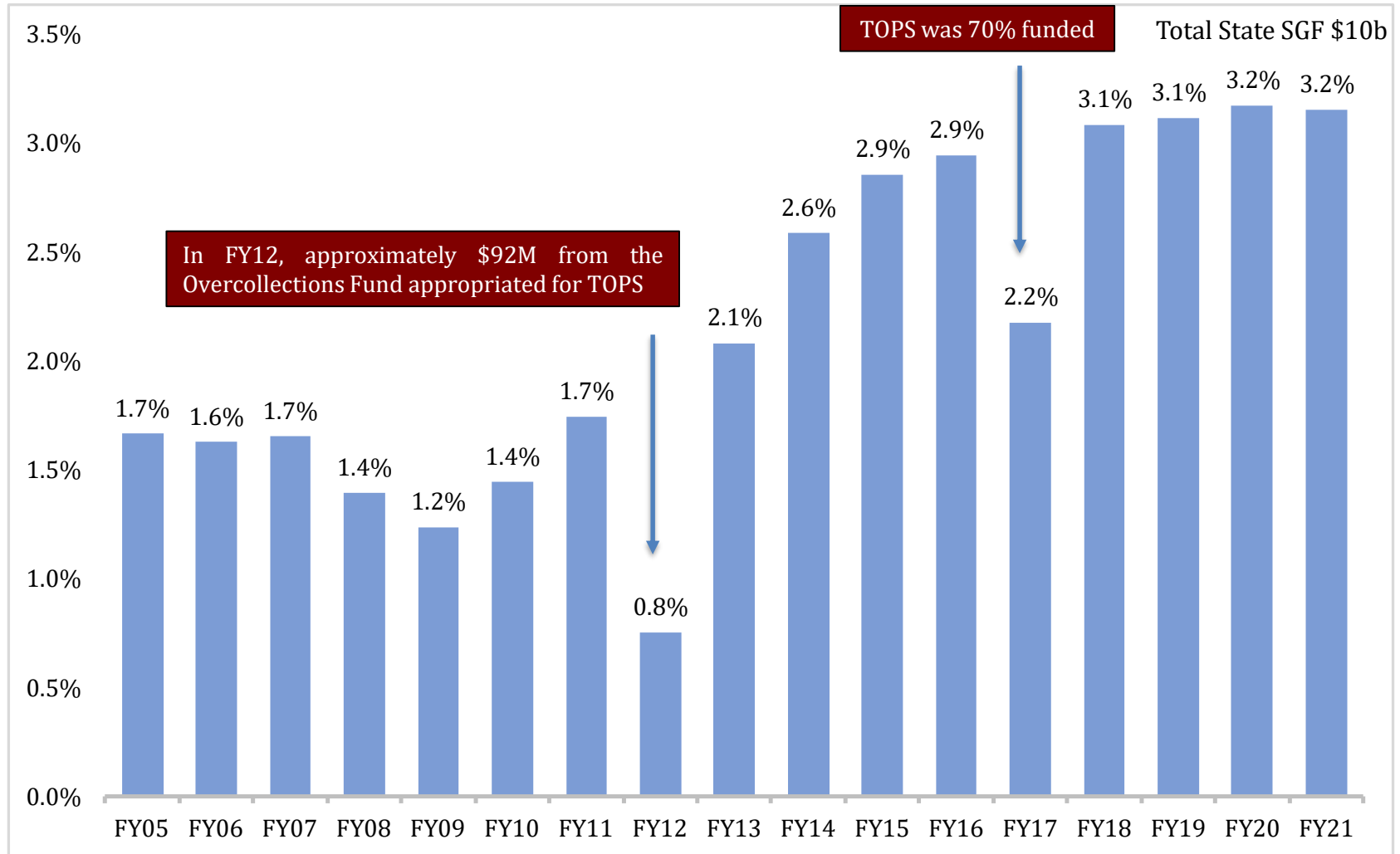
■ Total Program Cost    ● Number of Awards

\*\*70% Funded Level

\*LOSFA Projections



# Percentage of Total SGF Allocated for TOPS FY21 Proposed Budget





# Schedule 19A — Higher Education

## GO GRANT

The purpose of this program is to provide a need-based component to the state's financial aid plan to support nontraditional and low to moderate-income students who need additional aid to afford the cost of attending college.

Award amounts to eligible students are based on the institution's allocation and their packaging policy. Awards may vary with each academic year. Awards will not be paid for summer sessions, quarters or terms.

Maximum and minimum annual award amounts for the current Academic Year:

Minimum Annual Award	\$300
Maximum Annual Award	\$3,000

*A student must receive a Federal Pell Grant to be eligible.*



# Schedule 19A — Higher Education

## Recent Go Grant History

	FY16 Actual	FY17 Actual	FY18 Actual	FY19 Actual	FY20 EOB	FY21 Proposed	FY21 HB105
SGF	\$26,458,620	\$26,390,146	\$26,407,963	\$28,367,979	\$28,429,108	\$29,429,108	\$29,429,108



FY19 budget included an additional \$2M SGF



\$1M SGF increase

- Total SGF need to fully fund Go Grant up to current packaging policy is \$62.5M, or an additional \$34.0M SGF.
- Total SGF need to fully Fund Go Grant up to fund all students at the maximum award of \$3,000 is \$164.4M, or an additional \$136.0M SGF.
- HB105 ReEngrossed and HB1 Engrossed include the \$1M increase in the FY21 Proposed Budget.

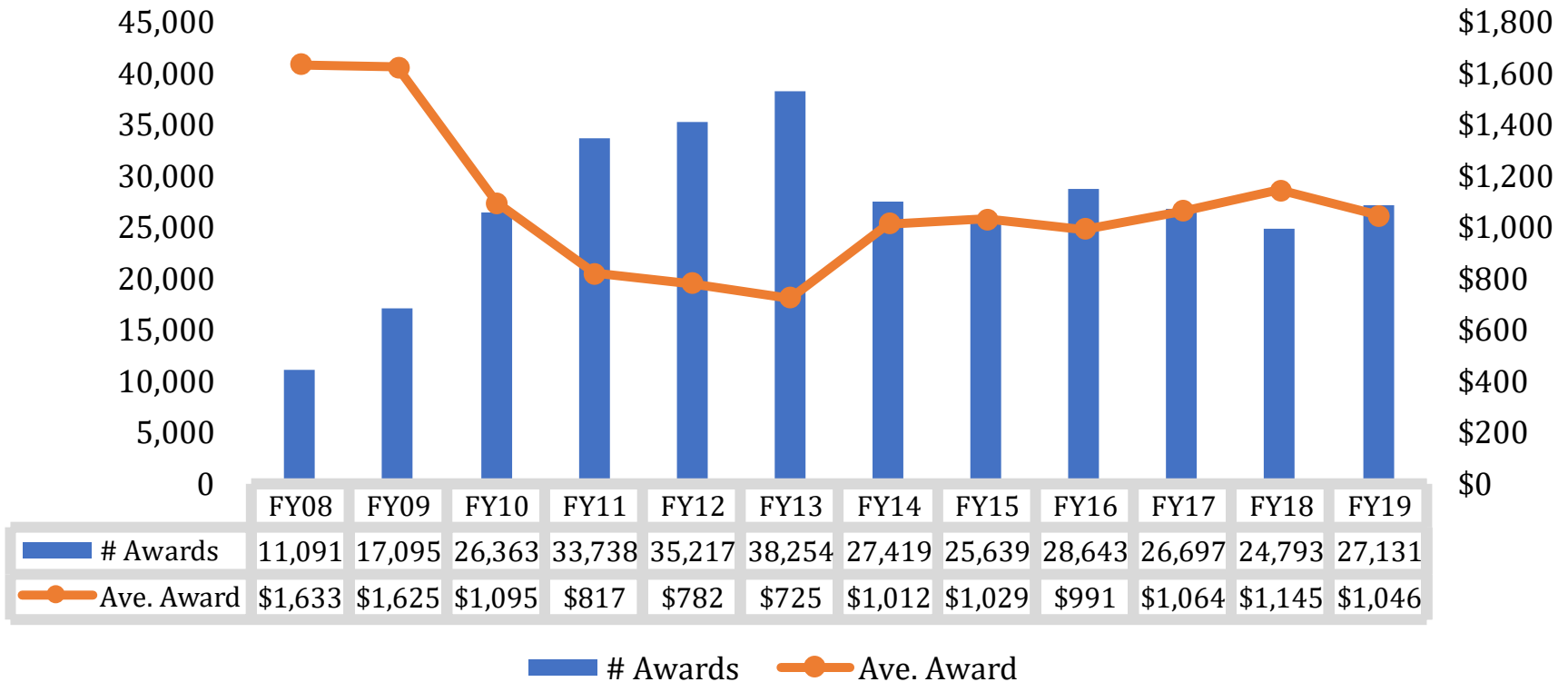
**Source:** Louisiana Office of Student Financial Assistance Program within the Board of Regents





# Schedule 19A — Higher Education

## Go Grant History



**Source:** Louisiana Office of Student Financial Assistance Program within the Board of Regents



# TOPS & Go Grant Recipients by Senate District

## Academic Year 2019-2020 vs. 2018-2019

### TOPS

Senate District	FY20 as of 2/20/2020	FY19 as of 3/7/2019	Change
Senate District 1	784	887	(103)
Senate District 2	940	848	92
Senate District 3	1,035	959	76
Senate District 4	962	795	167
Senate District 5	427	404	23
Senate District 6	1,784	1,575	209
Senate District 7	1,126	996	130
Senate District 8	1,508	1,304	204
Senate District 9	1,577	1,393	184
Senate District 10	1,987	1,626	361
Senate District 11	2,752	2,387	365
Senate District 12	1,024	876	148
Senate District 13	1,937	1,631	306
Senate District 14	729	777	(48)
Senate District 15	870	829	41
Senate District 16	2,151	1,846	305
Senate District 17	1,313	1,058	255
Senate District 18	2,396	2,032	364
Senate District 19	1,738	1,468	270
Senate District 20	1,467	1,234	233
Senate District 21	1,847	1,465	382
Senate District 22	1,407	1,202	205
Senate District 23	2,338	2,039	299
Senate District 24	1,103	949	154
Senate District 25	1,723	1,502	221
Senate District 26	1,445	1,264	181
Senate District 27	1,300	1,153	147
Senate District 28	1,142	911	231
Senate District 29	803	751	52
Senate District 30	1,126	944	182
Senate District 31	1,453	1,239	214
Senate District 32	934	857	77
Senate District 33	1,428	1,236	192
Senate District 34	601	558	43
Senate District 35	1,630	1,542	88
Senate District 36	1,398	1,263	135
Senate District 37	1,127	1,078	49
Senate District 38	1,221	1,125	96
Senate District 39	556	506	50
Unknown	3	5,606	(5,603)
<b>TOTAL</b>	<b>53,092</b>	<b>52,115</b>	<b>977</b>
<b>Average</b>	<b>1,327</b>	<b>1,303</b>	<b>24</b>

### GO GRANT

**Note:** TOPS and Go Grants Senate District Data from LOSFA based on residential address as self-reported on FAFSA at eligibility determination.

**Source:** Louisiana Office of Student Financial Assistance Program within the Board of Regents

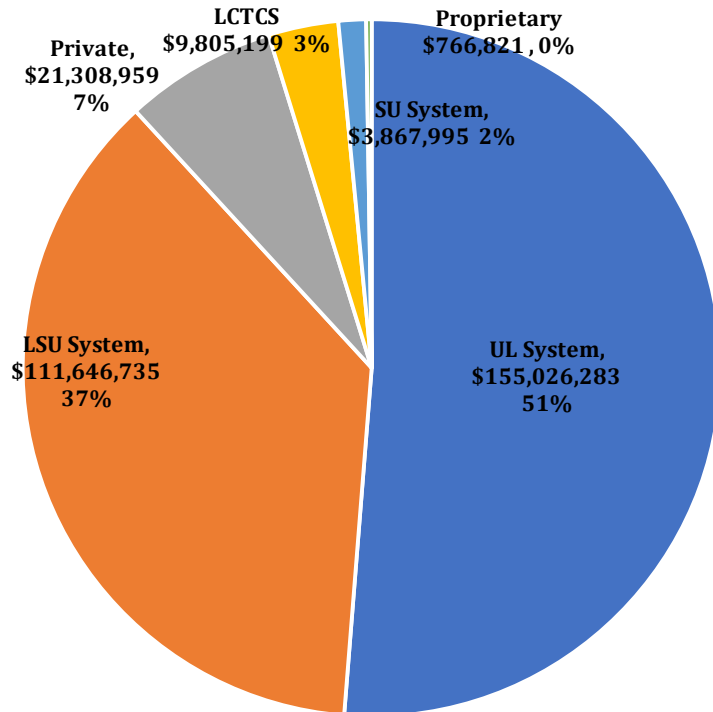
Senate District	FY20 as of 2/20/2020	FY19 as of 3/7/2019	Change
Senate District 1	195	293	(98)
Senate District 2	302	449	(147)
Senate District 3	607	874	(267)
Senate District 4	531	815	(284)
Senate District 5	285	506	(221)
Senate District 6	348	478	(130)
Senate District 7	464	766	(302)
Senate District 8	564	780	(216)
Senate District 9	255	420	(165)
Senate District 10	368	516	(148)
Senate District 11	292	428	(136)
Senate District 12	222	321	(99)
Senate District 13	242	352	(110)
Senate District 14	291	548	(257)
Senate District 15	474	726	(252)
Senate District 16	241	432	(191)
Senate District 17	248	311	(63)
Senate District 18	287	339	(52)
Senate District 19	396	546	(150)
Senate District 20	266	369	(103)
Senate District 21	358	455	(97)
Senate District 22	211	380	(169)
Senate District 23	176	430	(254)
Senate District 24	270	418	(148)
Senate District 25	233	323	(90)
Senate District 26	174	288	(114)
Senate District 27	318	403	(85)
Senate District 28	215	270	(55)
Senate District 29	346	521	(175)
Senate District 30	195	291	(96)
Senate District 31	244	361	(117)
Senate District 32	185	301	(116)
Senate District 33	268	401	(133)
Senate District 34	263	419	(156)
Senate District 35	255	394	(139)
Senate District 36	202	322	(120)
Senate District 37	240	411	(171)
Senate District 38	280	428	(148)
Senate District 39	283	441	(158)
Unknown	7,966	2,848	5,118
<b>TOTAL</b>	<b>19,560</b>	<b>20,374</b>	<b>(814)</b>
<b>Average</b>	<b>489</b>	<b>509</b>	<b>(20)</b>



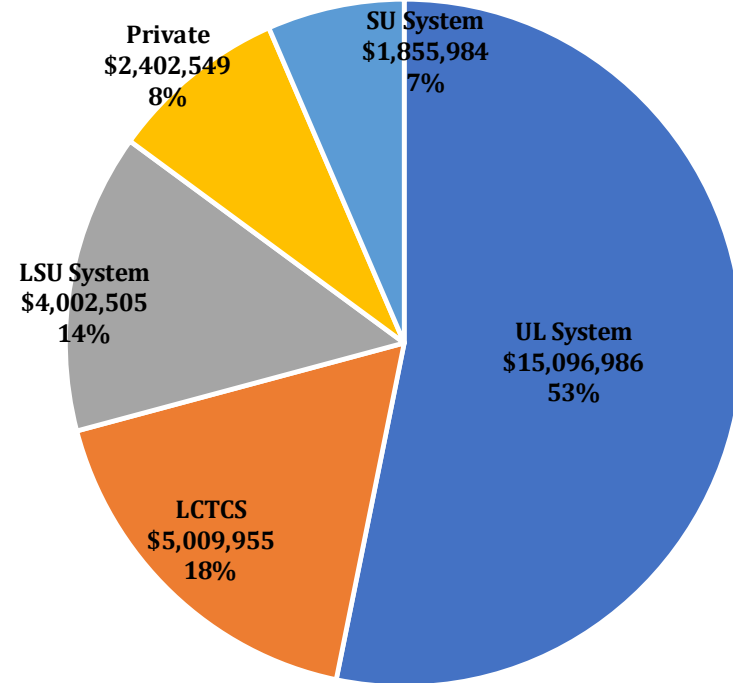
# TOPS & GO GRANT AWARD DISTRIBUTION

## 2018-2019 Academic Year

### TOPS



### Go Grant



**Source:** Louisiana Office of Student Financial Assistance Program within the Board of Regents



# Schedule 19A — Higher Education

## OTHER BUDGETED FINANCIAL AIDS

Programs Currently Funded	MOF	FY 20-21 Appropriation	Program Overview
START Saving Program	SGF	\$2,900,000	<b>Earning Enhancements</b> - Louisiana's 529 Qualified College Saving Program
Go Youth Challenge Grant	SGF	\$200,000	Provides tuition assistance to graduated students from the La National Guard's Youth Challenge Program.
BESE Tuition Program for Teachers	SGF	\$20,000	<b>Allows teachers to enroll in courses at Louisiana colleges and universities at the state's expense.</b>
Rockefeller State Wildlife Scholarship	SD	\$60,000	<b>Grant</b> -La. Scholarship for forestry, wildlife and fisheries majors
John R. Justice Loan Repayment Program	Fed	\$63,245	<b>Loan Repayment</b> - Assists prosecutors and public defenders with student loan debt.
Chafee Education and Training Voucher - Administered for DCFS	IAT	\$270,000	<b>Special Purpose</b> - Provides assistance to students who have aged out of foster care
Paul Douglas - Teacher Loan Forgiveness Program	Fed	\$50,000	<b>Loan Repayment</b> Collections to be remitted to the Fed. DOE
Strategies to Empower People (STEP) Program -- Administered for DCFS	IAT	\$400,100	<b>Special Purpose</b> -Vocational Education and Adult Education training for TANF/FITAP recipients.
LA GEAR UP (La Gaining Early Awareness & Readiness for Undergraduate Programs)	Fed	\$4,113,622	<b>High Poverty Middle &amp; High School Students</b> - Seven year federal grant to increase preparedness and success of low income students in postsecondary education

*Note:*

*TANF: Temporary Assistance for Needy Families.*

*FITAP: Family Independence Temporary Assistance Program*



# Schedule 19A — Higher Education

## UNBUDGETED FINANCIAL AIDS

- Federal Pell Grants: FY20 \$351M (Restricted Fund)
- \$1,000 Statewide Construction Scholarship for Jump Start Graduates

On January 28, 2020, the Louisiana Community and Technical College System (LCTCS), Louisiana Construction Education Foundation (LCEF), Associated Builders and Contractors Pelican Chapter (ABC) and the Louisiana Department of Education (LDOE) announced the creation of the Jump Start Construction Connect Scholars program, the state's first and only scholarship dedicated exclusively to Jump Start graduates who earn a Jump Start credential and a Louisiana high school diploma and subsequently enroll full time in an LCTCS Construction Pathway Program or an ABC training program the summer or fall immediately following graduation.

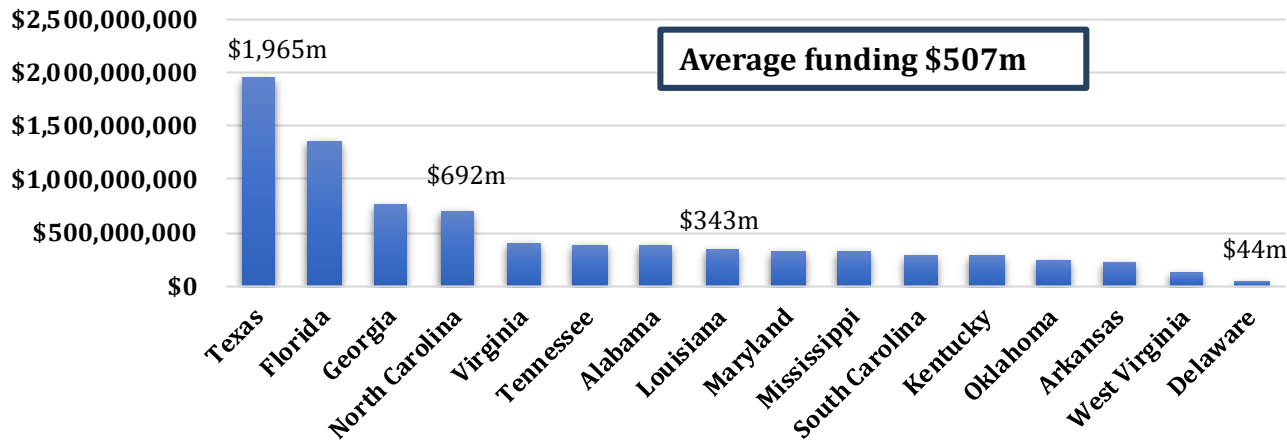
For the 2020-2021 school year, up to 30 one-time scholarships will be awarded at \$1,000 per recipient. In the following years, up to 40 one-time scholarships will be awarded at \$1,000 per recipient. The Louisiana Construction Education Foundation (LCEF) is funding the scholarships.

*Note: These are examples, other unbudgeted financial aids may not be listed.*



# 2017-18 Federal Pell Grant Allocation @ Public Institutions

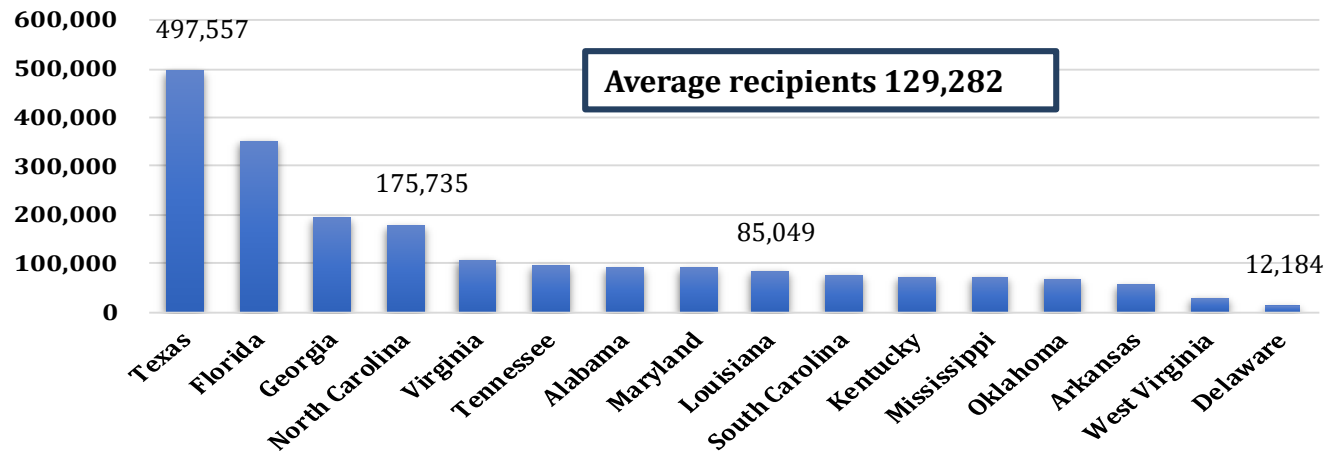
## Funding



**YEAR-ROUND  
PELL GRANT**

**The Pell Grant limit for 2019-20 is \$6,195. It's an increase of \$100 from the 2018-19 Pell Grant limit of \$6,095.**

## Recipients





# Schedule 19A — Higher Education

## **LOUISIANA HIGHER EDUCATION MASTER PLAN & FUNDING FORMULA**



# HIGHER EDUCATION MASTER PLAN

**Louisiana Prospers: Driving Our Talent Imperative** – On August 28, 2019, Board of Regents adopted a Master Plan for Higher Education that sets a strategic vision for the state and a robust attainment goal of 60% of working-age adults achieving a postsecondary education credential by the year 2030. Reaching that goal will require the state to more than double the number of credentials produced annually from 40,000 to more than 85,000 over the next 11 years.

**Strategies** – Expanding student access and success, eliminating damaging equity gap, and increasing education levels for adults.

**Impact on Formula Funding Distribution** – To increase attainment, promote adult education, and erasing equity gap, Board of Regents changed the metrics of the outcomes portion of the funding distribution formula in FY20 and plan to fully implement the change in FY21.

Major changes are:

- *Pell Completer Weight: increases from 0.25 to 2.25.*
- *Adult Completer Weight: increases from 0.25 to 2.25.*
- *New Metric Weight: added 2.25 for Equity Gap Completer. Equity includes: American Indian/Alaskan Native, Black, Hispanic, Native Hawaii.*
- *Teacher and Nursing occupations are added to the 4 and 5 star jobs metrics.*





# Schedule 19A — Higher Education Dual Enrollment

## **SREB:**

Since September 2019, the Southern Regional Education Board (SREB) has launched a multi-year initiative to help states address growing concerns about dual enrollment, including cost and equity. It will help states meet their educational attainment and workforce goals.

## **Louisiana:**

**Universal Access to College in High School** – The dual enrollment Task Force, a group created through Act 128 of the 2019 Legislative Session, adopted recommendations on Feb. 19, 2020 that call for universal access to college coursework for all high school students, designed to significantly increase future early college opportunities statewide. A final report is expected to be submitted to the Legislature by the task force as required in Act 128 by October 1, 2020.

**Students Served** – For Fiscal Year 2018, 31,517 students served through LA Public postsecondary institutions, 19,648 (62%) students served are in public schools.



## Schedule 19A — Higher Education Dual Enrollment

**Appropriated Funding and Estimated Cost** – Louisiana funded dual enrollment from FY08 to FY12 through the Early Start Program with average annual appropriation of \$5M, from FY13 to now through the Supplemental Course Allocation Program with current appropriation of \$10M. The estimated cost is \$25M annually based on assumed eligibility.

**Source of Funding** – Other than the State Funds, the other potential funding sources include local school district contribution through MFP, Federal grants, and contributions from the family/students.

*\$5.5M was included in FY21 proposed budget for this initiative: \$3.5M from the Higher Education Initiative Fund that will increase the capacity of teachers to deliver college-level courses as well as student and counselor capacity building; \$2M for mobile labs for community colleges to bring career and technical training directly to high schools especially in rural communities. The funding is no longer in HB1 Engrossed.*

The Task Force will also be supporting the dedication of initial seed money, subject to legislative appropriation, to fund a Dual Enrollment Innovation and Equity Grant to build capacity prior to a statewide launch of the program.



# Higher Education Tuition and Fee

**Tuition Increases** – Due to the expiration of the LA GRAD Act, there are no tuition increases in the current year budget (FY20) or proposed tuition increases for FY21. FY17 was the last year tuition increases were possible under the LA GRAD Act. **Therefore, institutions no longer have the authority to raise tuition without legislative approval.**

**Fee Autonomy** – Act 293 of 2017 by Representative Broadwater extended the sunset provision of higher education's fee autonomy to June 30, 2020. Previous statute (Act 377 of 2015) provided for fee autonomy to sunset on June 30, 2017. This fee autonomy has been in place for 5 fiscal years (FY16, FY17, FY18, FY19, FY20). Representative Zeringue filed HB 689 in 2020 regular session and HB26 in 2020 first extraordinary session to apply the fee and operation autonomy for the 2020-2021 through the 2022-2023 academic year.



# HIGHER EDUCATION FUNDING FORMULA

## Recent History (2-year/4-year Institutions)

RECENT FORMULA HISTORY											
FY10	FY11	FY12	FY13	FY14	FY15	FY16	FY17	FY18	FY19	FY20	FY21 Plan??
Cost Formula				Cost Formula plus Strategic Initiatives			Outcomes Based Funding				
American Recovery & Reinvestment (ARRA) Funds used to minimize cuts	American Recovery & Reinvestment (ARRA) Funds used to minimize cuts	Formula with 4% Stop Loss	Formula with 4% Stop Loss	Formula with 4% Stop Loss	Formula not used; Pro-Rata Share based on previous year	Formula not used; Pro-Rata Share based on previous year	Formula distribution based on 70% base/15% cost/15% outcomes	Formula distribution based on 65% base/17.5% cost/17.5% outcomes	Formula distribution based on 63% base/17% cost/20% outcomes	Formula distribution based on 63% base/17% cost/10% Old, 10% New	???

Prior to the Outcomes funding formula requirement of Act 462 of 2014, in FY15 and FY16 the Board of Regents did **not** use the funding formula to distribute the SGF. The Board of Regents distributed the SGF on a pro-rata share basis of the prior year's base budget.

FY20 distribution is based on the 2019 Master Plan related to the Higher Education Funding formula change. The Board of Regents decision relative to the funding distribution will not be finalized until the Board of Regents Board Meeting. The formula will not be run with a SGF reduction.

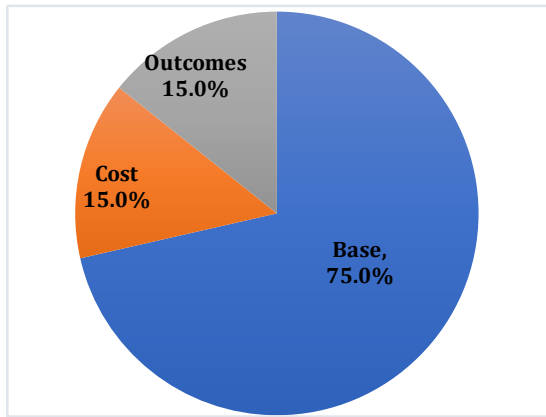
- Pursuant to Article VIII, Section 5(D)(4), one of the functions of the Board of Regents is to provide for a formula that equitably distributes funds to public institutions.
- Pursuant to Act 462 of 2014 by Senator Appel, the Board of Regents developed and implemented an outcomes based funding formula for 2-year/4-year institutions beginning in FY17.
- The current 2-year/4-year funding formula consists of 3 components:
  - COST: credit hours weighted by discipline, operation & maintenance, and general support.
  - OUTCOMES: student success including retention & completion, research and workforce alignment.
  - BASE LEVEL FUNDING: previous year allocation.



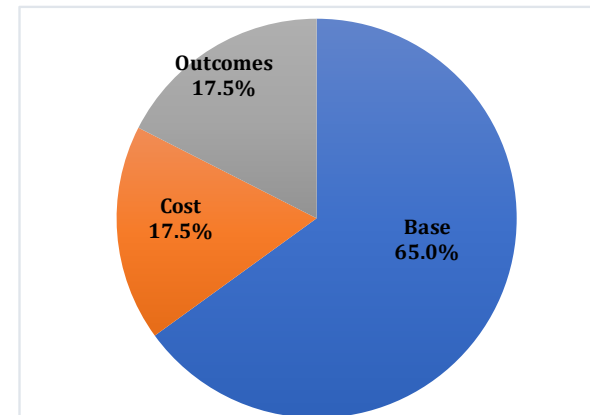
# HIGHER EDUCATION FUNDING FORMULA

Due to provisions in Act 462 of 2014 that provide for the prevention of **dramatic changes** in funding from one institution to another while implementing the Outcomes Based Funding Formula, in FY17 (Year 1) the Board of Regents made a policy decision to weigh the various portions of the formula as follows: 70% - Base Funding, 15% - Cost Portion, and 15% - Outcomes Portion. The weights were adjusted in FY18, FY19 and FY20. The weights for FY21 are pending board approval..

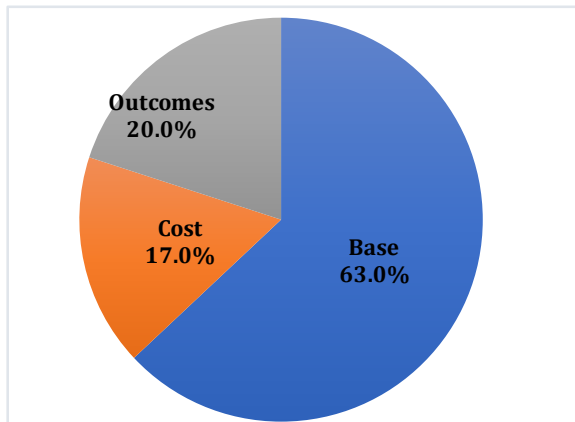
**FY 17**



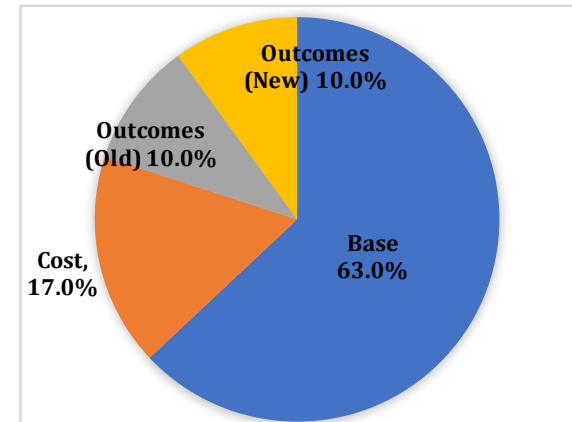
**FY 18**



**FY 19**



**FY 20**





# Tuition & Fee Change Since 2010

## Fall 2010 to Fall 2018, 2019 Comparison

Full Time - 15 Hours Per Semester (Annual)	Fall 2010	Fall 2018	Fall 2019	2019 vs. 2010 Difference	2019 vs. 2010 % Change	2019 vs. 2018 Difference
Grambling State University	\$4,428	\$7,443	\$7,683	\$3,255	74%	\$240
Louisiana Tech University	\$5,544	\$9,645	\$10,185	\$4,641	84%	\$540
McNeese State University	\$3,987	\$7,859	\$8,345	\$4,358	109%	\$486
Nicholls State University	\$4,292	\$7,981	\$7,927	\$3,635	85%	(\$54)
Northwestern State University	\$4,435	\$8,610	\$8,798	\$4,363	98%	\$188
Southeastern Louisiana University	\$4,030	\$8,267	\$8,494	\$4,464	111%	\$227
University of Louisiana-Lafayette	\$4,455	\$10,604	\$11,186	\$6,731	151%	\$582
University of Louisiana at Monroe	\$4,635	\$8,734	\$9,285	\$4,650	100%	\$551
University of New Orleans	\$4,811	\$9,354	\$9,354	\$4,543	94%	\$0
LSU at Alexandria	\$3,817	\$6,963	\$6,963	\$3,146	82%	\$0
LSU A&M College	\$5,764	\$11,950	\$11,962	\$6,198	108%	\$12
LSU in Shreveport	\$4,237	\$7,519	\$7,520	\$3,283	77%	\$1
Southern University A&M	\$4,584	\$9,116	\$9,136	\$4,552	99%	\$20
Southern University in New Orleans	\$3,540	\$7,261	\$7,397	\$3,857	109%	\$136
<b>4-YEAR Average Tuition &amp; Fees</b>	<b>\$4,469</b>	<b>\$8,665</b>	<b>\$8,874</b>	<b>\$4,405</b>	<b>99%</b>	<b>\$209</b>
Full Time - 15 Hours Per Semester (Annual)	Fall 2010	Fall 2018	Fall 2019	2019 vs. 2010 Difference	2019 vs. 2010 % Change	2019 vs. 2018 Difference
LSU at Eunice	\$2,488	\$4,778	\$4,778	\$2,290	92%	\$0
Southern University in Shreveport	\$2,734	\$4,380	\$4,380	\$1,646	60%	\$0
Baton Rouge Community College	\$2,433	\$4,221	\$4,221	\$1,788	73%	\$0
Bossier Parish Community College	\$2,174	\$4,283	\$4,283	\$2,109	97%	\$0
Delgado Community College	\$2,332	\$4,279	\$4,279	\$1,947	83%	\$0
Nunez Community Coll.	\$2,176	\$4,247	\$4,247	\$2,071	95%	\$0
River Parishes Community Coll.	\$2,214	\$4,094	\$4,109	\$1,895	86%	\$15
South Louisiana Community Coll.	\$2,252	\$4,205	\$4,205	\$1,953	87%	\$0
Louisiana Delta Community Coll.	\$2,428	\$4,159	\$4,159	\$1,731	71%	\$0
L.E. Fletcher Technical Comm. Coll.	\$2,093	\$4,089	\$4,119	\$2,026	97%	\$30
Sowela Technical Community Coll.	\$2,082	\$4,185	\$4,185	\$2,103	101%	\$0
Central LA Tech Community College	\$1,182	\$4,099	\$4,109	\$2,927	248%	\$10
Northshore Technical Community Coll.	\$1,176	\$4,103	\$4,103	\$2,927	249%	\$0
LTC (SCLTC & NWLTC)	\$1,126	\$2,976	\$2,976	\$1,850	164%	\$0
<b>2-YEAR Average Tuition &amp; Fees</b>	<b>\$1,842</b>	<b>\$4,150</b>	<b>\$4,150</b>	<b>\$2,308</b>	<b>125%</b>	<b>\$0</b>



# Schedule 19A — Higher Education

## **LOUISIANA HIGHER EDUCATION DATA COMPARISON TO PEERS**



# Schedule 19A — Higher Education

SREB

Southern Regional  
Education Board

## SREB-State Data Exchange

### 4-Year Institutions and 2-Year Institutions

- Compares 2018-2019 State Appropriations Per FTE to 2008-2009 State Appropriations Per FTE **adjusted for inflation**
- Compares 2018-2019 Tuition & Fees Per FTE to 2008-2009 Tuition Fees Per FTE **adjusted for inflation**
- Compares 2018-2019 Total Funding Per FTE to 2008-2009 Total Funding Per FTE **adjusted for inflation**

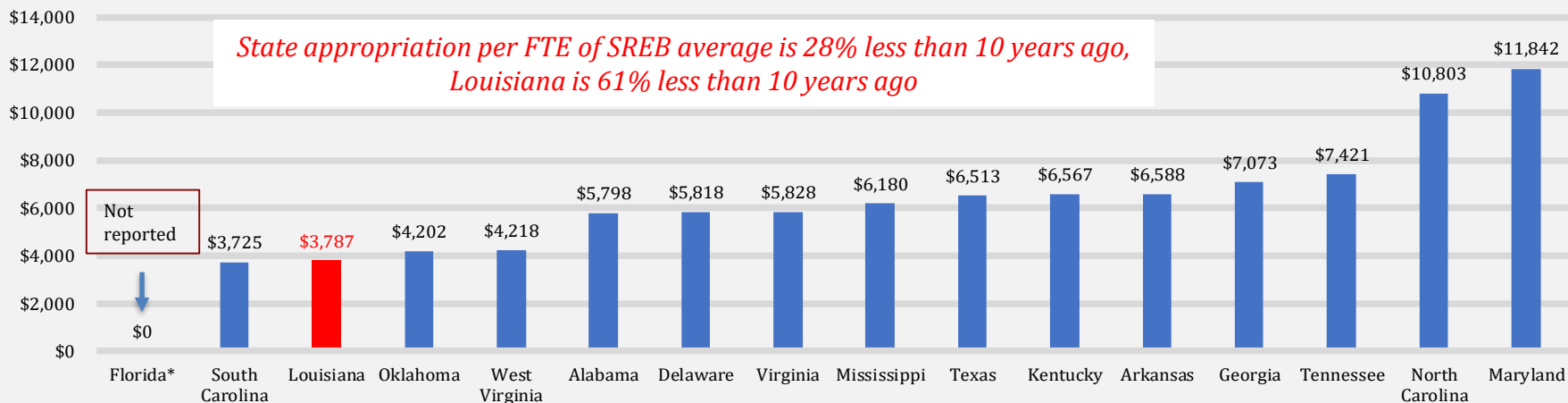




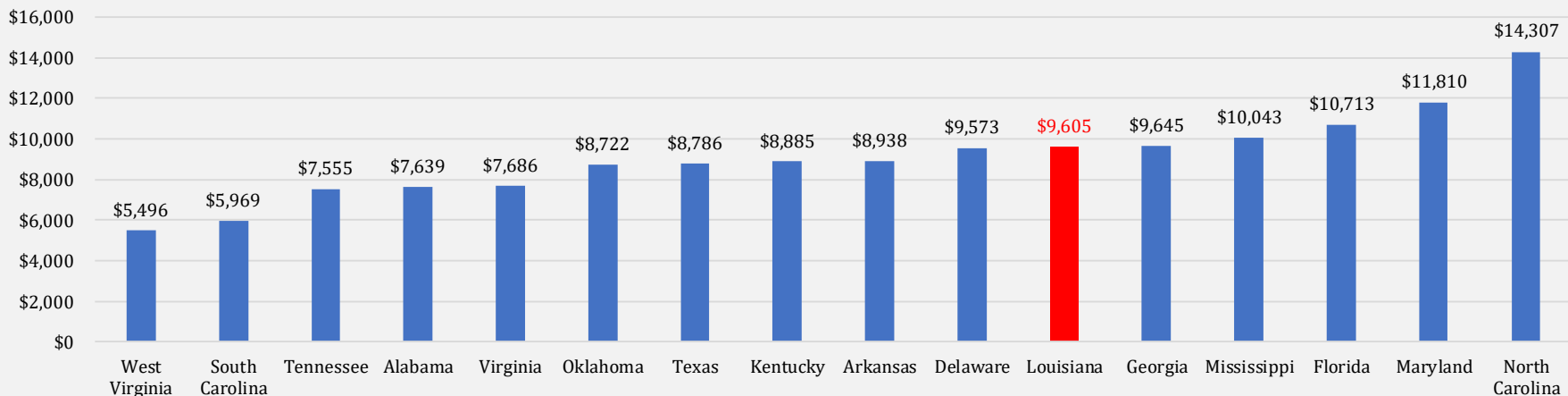
# 4-Year Institutions – State Appropriations Per FTE SREB Data Exchange

**2018-2019 SREB Average = \$6,733**

*State appropriation per FTE of SREB average is 28% less than 10 years ago,  
Louisiana is 61% less than 10 years ago*



**2008-2009 Inflation Adjusted SREB Average = \$9,381**

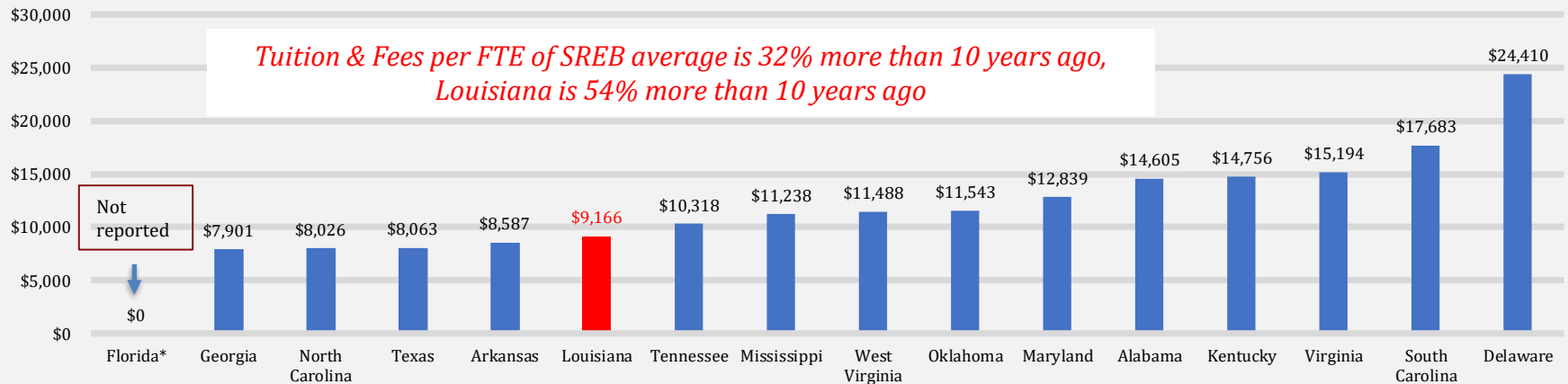


Note: Utilized the Commonfund Higher Education Price Index to calculate the 2008-2009 Adjusted SREB Average.

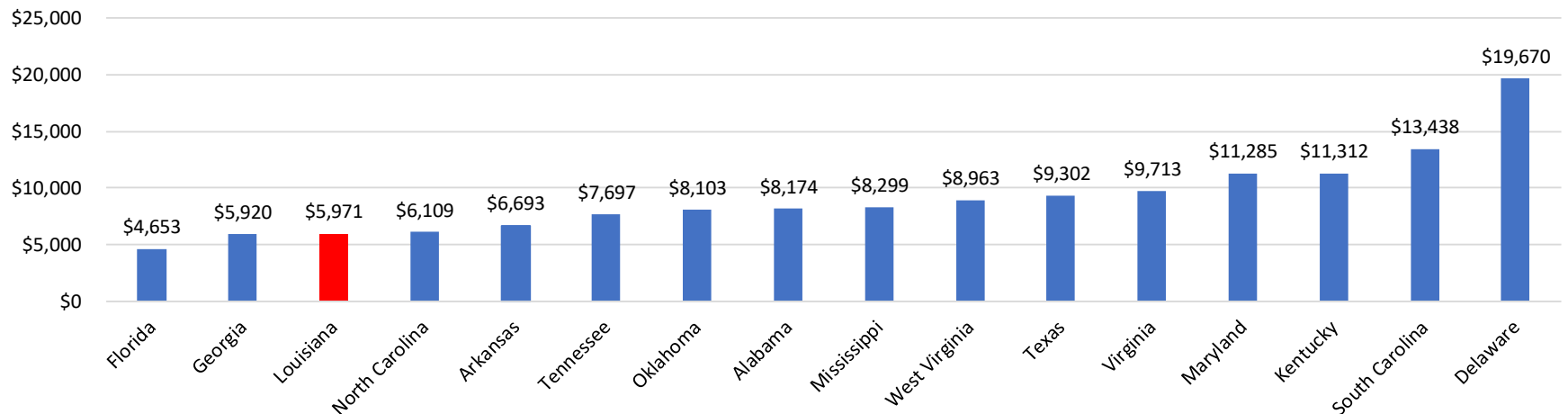


# 4-Year Institutions – Tuition & Fees Per FTE SREB Data Exchange

**2018-2019 SREB Average = \$10,788**



**2008-2009 Inflation Adjusted SREB Average = \$8,159**

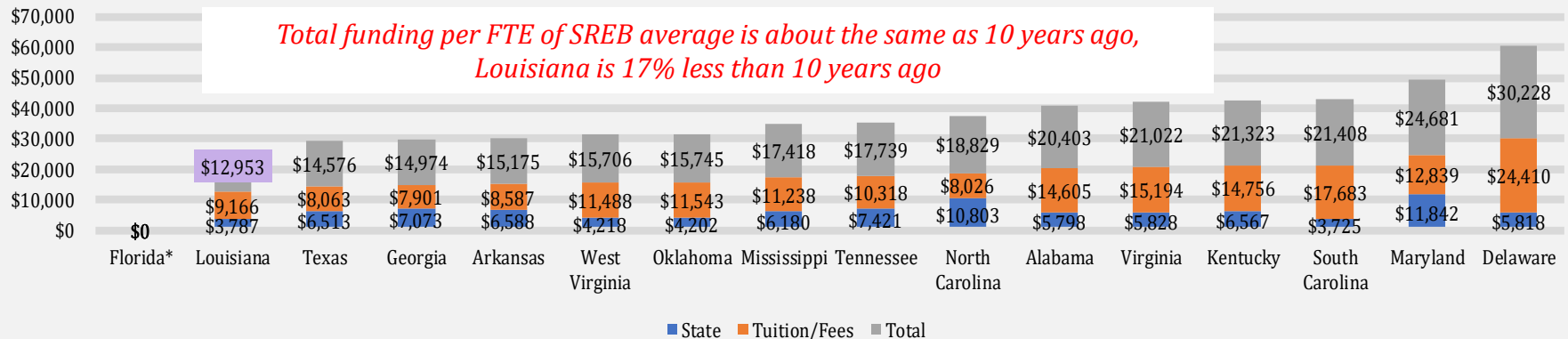


Note: Utilized the Commonfund Higher Education Price Index to calculate the 2008-2009 Adjusted SREB Average.

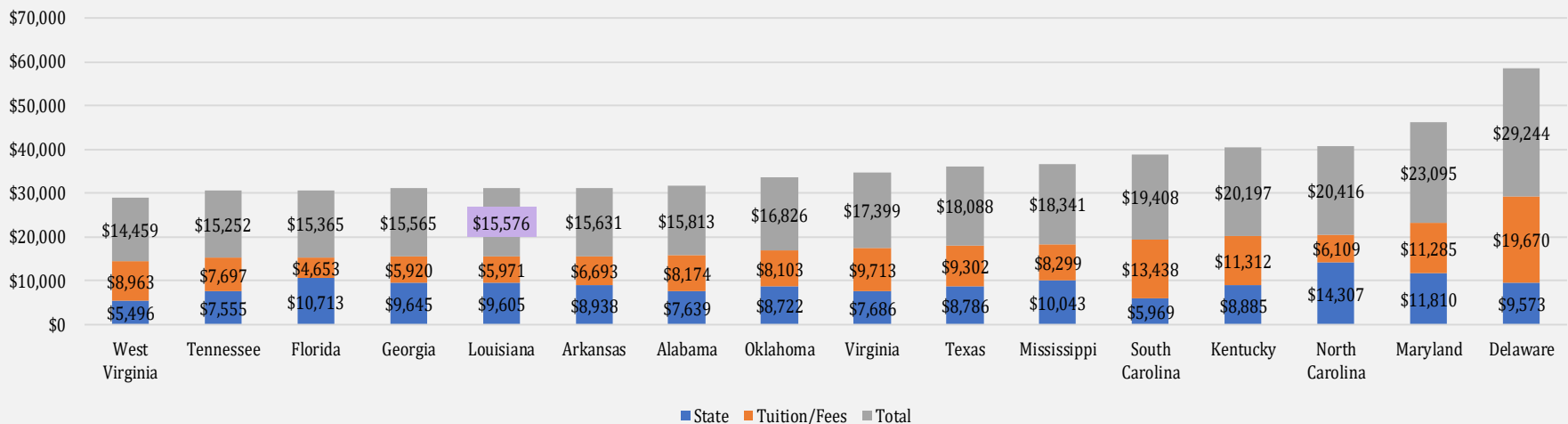


# 4-Year Institutions – Total Funding Per FTE SREB Data Exchange

**2018-2019 SREB Average = \$17,522**



**2008-2009 SREB Inflation Adjusted Average = \$17,540**

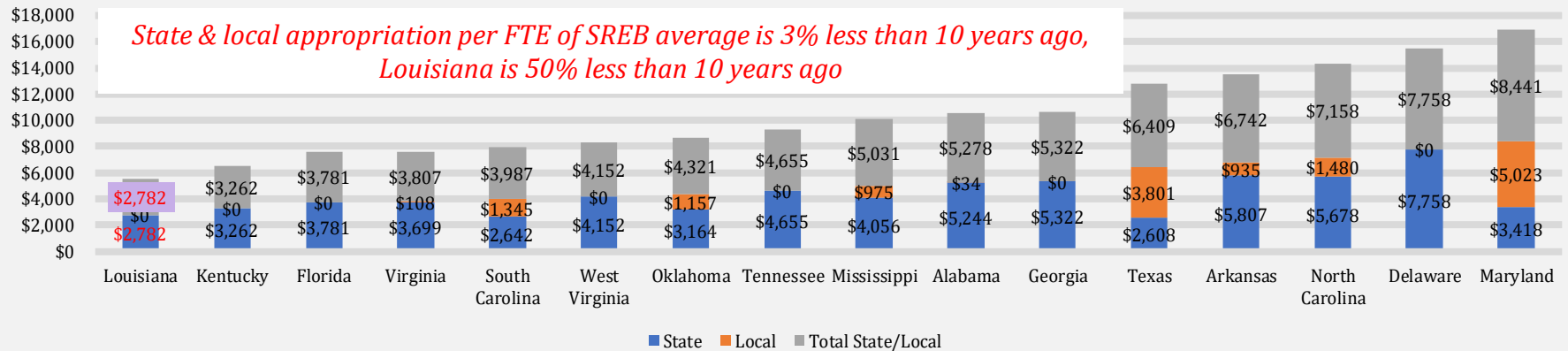


Note: Utilized the Commonfund Higher Education Price Index to calculate the 2008-2009 Adjusted SREB Average.

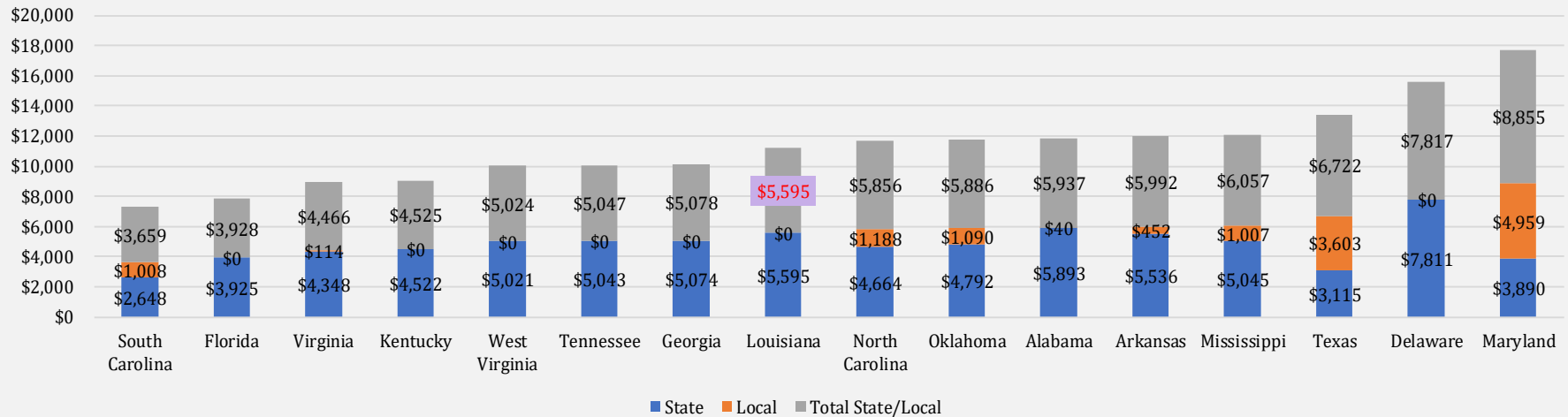


# 2-Year Institutions State & Local Appropriations Per FTE SREB Data Exchange

**2018-2019 SREB Average = \$5,435 (State - \$3,697, Local = \$1,738)**



**2008-2009 Inflation Adjusted SREB Average = \$5,592 (State = \$4,122, Local = \$1,466)**



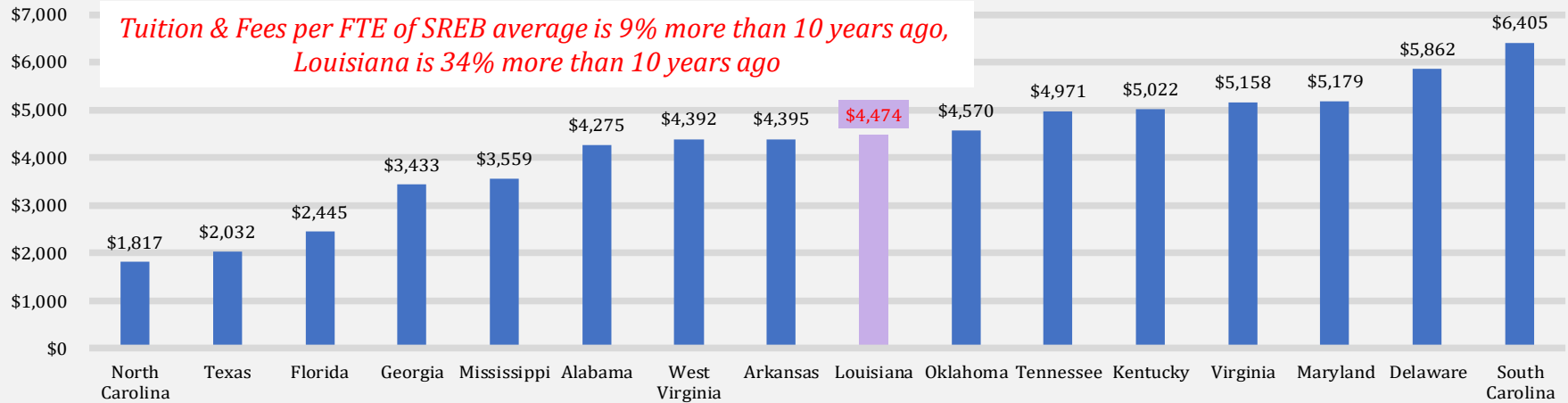
Note: Utilized the Commonfund Higher Education Price Index to calculate the 2008-2009 Adjusted SREB Average.



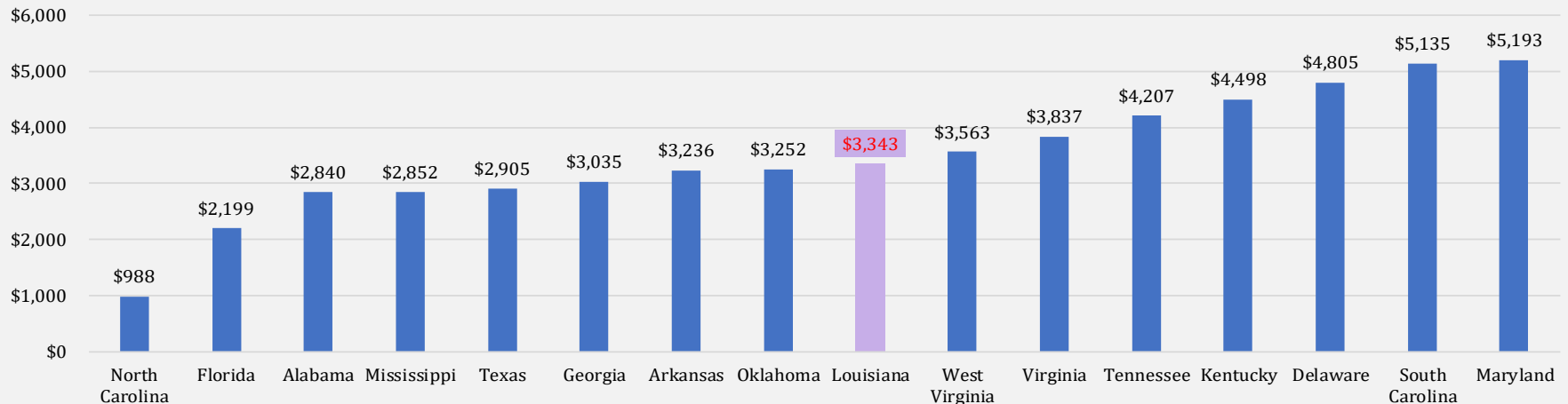
# 2-Year Institutions – Tuition & Fees Per FTE

## SREB Data Exchange

**2018-2019 SREB Average = \$3,158**



**2008-2009 Inflation Adjusted SREB Average = \$2,892**



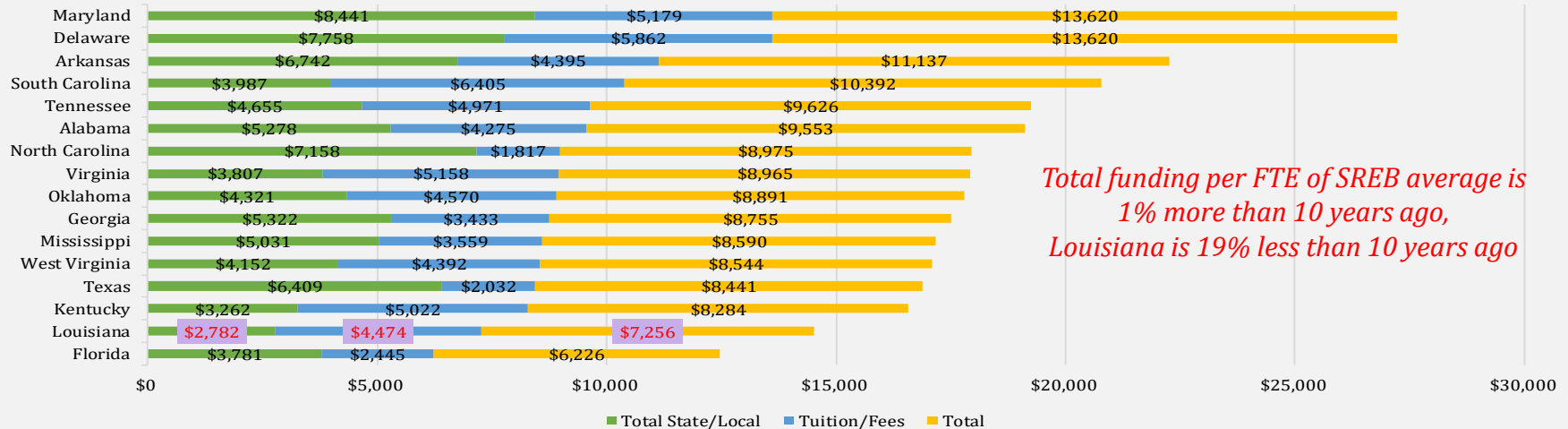
Note: Utilized the Commonfund Higher Education Price Index to calculate the 2008-2009 Adjusted SREB Average.



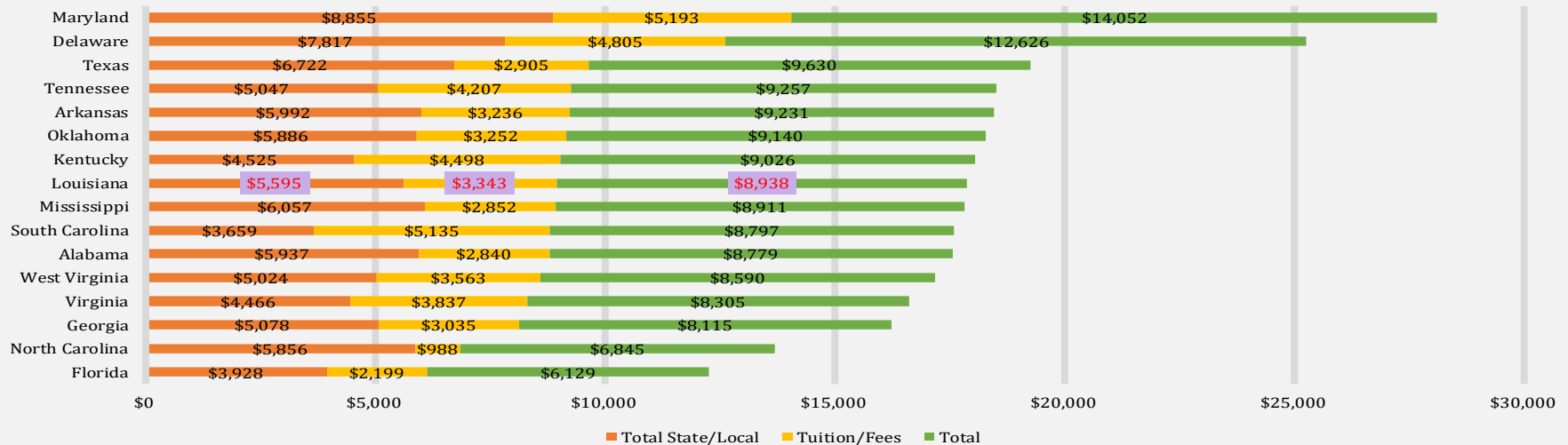
# 2-Year Institutions – Total Funding Per FTE

## SREB Data Exchange

2018-2019 SREB Average = \$8,593



2008-2009 Inflation Adjusted SREB Average = \$8,486



Note: Utilized the Commonfund Higher Education Price Index to calculate the 2008-2009 Adjusted SREB Average.



# Schedule 19A — Higher Education

## **LOUISIANA HIGHER EDUCATION**

### **AUDIT FINDING**



# Higher Education – Audit Findings

## Louisiana State University and Related Campuses

March 13, 2019

The LSU Agricultural Center (AgCenter) for the *second consecutive year* and Louisiana State University and A&M (LSU) did not ensure compliance with Special Tests and Provisions requirements related to federal awards. For the *third consecutive fiscal year*, the AgCenter did not have adequate controls in place to ensure its financial reports were accurate before being submitted for federal appropriations awards. In addition, the Pennington Biomedical Research Center (PBRC) did not maintain supporting documentation for its financial reports or evidence of its review of the reports. For the *second consecutive year*, PBRC did not comply with federal equipment management regulations, and the AgCenter did not have adequate controls in place to ensure compliance with federal requirements prior to requesting reimbursement. Auditors also noted LSU's disclosure that a nine-month faculty member at the School of Veterinary Medicine failed to fulfill his employment obligations between August 2015 and September 2018 and may have been improperly compensated more than \$400,000 in salary and related benefits. LSU Internal Audit issued a report disclosing multiple findings related to the University Laboratory School.





# Higher Education – Audit Findings

## Louisiana Board of Regents

March 20, 2019

The Board submitted inaccurate Schedule of Expenditures of Federal Awards information for the Federal Family Education Loan Program for fiscal year 2018. In addition, for the *third consecutive fiscal year*, the Board did not have adequate controls in place to ensure compliance with cash management requirements for the Research and Development Cluster programs. For the *second consecutive fiscal year*, the Board did not have an adequate review process in place to ensure financial reports were accurate before being submitted to the federal agency. In addition, the Board's 2018 Annual Fiscal Report contained inaccurate information related to payments from primary government and the restatement of net position. Payments from primary government were understated by \$12.8 million, while the restatement of net position was overstated by \$12.8 million because of an accounting error.

Source: Louisiana Legislative Auditor, *Key Audit Issues 2020 and Act 461 Report*, Annual Report to the Legislature, February 2020.



# Higher Education – Audit Findings

## Central Louisiana Technical Community College

July 10, 2019

For the *second consecutive report*, CLTCC did not have adequate controls over delinquent student accounts. For example, as of May 24, 2019, CLTCC had not transferred outstanding student account balances having unpaid charges totaling \$168,950 that were incurred from fiscal year 2009 to fiscal year 2015. For the *second consecutive report*, CLTCC did not have adequate controls over its contracts. For example, CLTCC did not obtain approval from either the System's president or the System board for two contracts involving custodial and lawn care services, each totaling more than \$50,000 for fiscal years 2018 and 2019, as required by System policy. In addition, CLTCC failed to notify the Legislative Auditor, the Rapides Parish District Attorney, and the Director of Internal Audit for the Louisiana Community and Technical College System about misappropriations involving two College employees who were improperly paid \$814. Such notification is required by law and/or system policy. CLTCC also did not deactivate personal identification numbers attached to fuel cards in a timely manner for employees who no longer worked for the College.

Source: Louisiana Legislative Auditor, *Key Audit Issues 2020 and Act 461 Report*, Annual Report to the Legislature, February 2020.



# Higher Education – Audit Findings

## **Review of Louisiana State University's Affiliate Relationship with the Louisiana Health Information Technology Foundation**

July 18, 2019

The Louisiana Health Information Technology Foundation was created to license the CLinical InQuiry (CLIQ) software developed by LSU for commercial use. Auditors found LSU did not follow its own procedures and bylaws, or ensure proper oversight by the LSU Board, in forming the foundation and licensing CLIQ. As a result, the terms of the license agreements may have been less favorable to LSU, the legal costs paid for creating and/or for the benefits of the associated corporations may have violated the state Constitution, and potential conflicts of interest involving an LSU official and employees were created.

Source: Louisiana Legislative Auditor, *Key Audit Issues 2020 and Act 461 Report*, Annual Report to the Legislature, February 2020.



# Higher Education – Audit Findings

## **Elaine P. Nunez Community College – Louisiana Community and Technical College System**

August 28, 2019

College officials failed to notify the Legislative Auditor and the St. Bernard Parish District Attorney of a suspected misappropriation of assets, as required by law. In addition, officials failed to report 24 outstanding checks more than a year old as unclaimed property to the State Treasurer's Office, also as required by law. The checks totaled \$996.

## **SOWELA Technical Community College – Louisiana Community and Technical College System**

September 25, 2019

SOWELA did not have adequate controls in place over its electronic system that processes accounting, human resources, and student records. Five employees had access to complete all human resource and payroll functions, while 10 employees had access to various screens within the system without a business need. In addition, auditors found SOWELA may have violated state law when it gave 143 employees a \$1,500 salary supplement as “a one-time monetary reward” in July 2018.

Source: Louisiana Legislative Auditor, *Key Audit Issues 2020 and Act 461 Report*, Annual Report to the Legislature, February 2020.



# Higher Education – Audit Findings

## **River Parishes Community College – Louisiana Community and Technical College System**

October 2, 2019

RPCC did not have adequate controls in place over the assessment and refunding of student tuition and fees. As a result, 13 students were overcharged a total of \$5,419 for a course improperly set up in the electronic administrative system. Auditors also reviewed information for 24 of the 1,153 students who dropped courses during fiscal years 2018 and 2019 and found four (16%) of the 24 were not refunded a total of \$806 because of incorrect refund dates and calculation errors. Auditors reviewed information for 36 out of 1,740 cross- or dual-enrolled students as well and found 17 (47%) of the 36 were not credited with the proper tuition and fee waivers between the fall 2017 and spring 2019 semesters. In addition, RPCC did not have adequate controls in place to manage outstanding student account balances, allowing students who owed money to register for classes and failing to send delinquent accounts to the State Office of Debt Recovery. RPCC staff also did not perform bank reconciliations between July 2018 and March 2019. The College also did not have written policies and procedures in place governing access to its computer systems, and may have violated state law by giving employees a one-time payment totaling 5% of their salary in fiscal 2019.



# Higher Education – Audit Findings

## **Bossier Parish Community College – Louisiana Community and Technical College System** December 9, 2019

BPCC did not follow its written policies and procedures for monitoring and terminating employee access to its electronic accounting system and did not correctly set up student tuition and refund codes in the system. In addition, BPCC failed to notify the Legislative Auditor and the Bossier Parish District Attorney, as required by state law, about a misappropriation of federal aid funds totaling \$6,987.

## **Delgado Community College – Louisiana Community and Technical College System** December 16, 2019

Delgado failed to notify the Legislative Auditor and the Orleans Parish District Attorney, as required by state law, about a misappropriation involving federal financial aid funds totaling \$276,000. The College also may have violated state law by giving classified employees a one-time lump sum payment of 3% of each employee's base salary. In addition, Delgado's capital assets and expenses were misstated by \$6 million in its 2019 Annual Fiscal Report.



# Higher Education – Audit Findings

## **University of Louisiana at Lafayette – University of Louisiana System**

December 23, 2019

For the *third consecutive year*, the University granted employees inappropriate access to its computer accounting system and failed to terminate employee access to the system in a timely manner when such access was no longer necessary or appropriate. Auditors also found the University failed to notify the Legislative Auditor and the Lafayette Parish District Attorney of two instances of suspected misappropriation of funds, as required by law. These misappropriations, which totaled \$2,597, involved two employees and were discovered by the University through in-house investigations.

## **Baton Rouge Community College – Louisiana Community and Technical College System**

December 26, 2019

The College did not maintain adequate controls over payroll processing, which resulted in overpayments totaling \$3,913 to five employees and underpayments totaling \$76 to two employees. In addition, leave slips, time sheets, and work agreements were not approved in a timely manner, and the College failed to notify the Legislative Auditor and the East Baton Rouge Parish District Attorney of the suspected misappropriation of certain assets, as required by law.



# Higher Education – Audit Findings

## **L.E. Fletcher Technical Community College – Louisiana Community and Technical College System**

December 26, 2019

The College failed to notify the Legislative Auditor and the Terrebonne Parish District Attorney, as required by state law, after it discovered the misappropriation of federal financial aid funds totaling \$18,814.

## **South Louisiana Community College – Louisiana Community and Technical College System**

January 22, 2020

The College may have violated state law when it granted its employees one-time payments in the amount of 2% to 7% of each employee's gross salary.





# Schedule 19A — Higher Education

## **LOUISIANA HIGHER EDUCATION IMPACT FROM COVID-19**



# Impact from COVID-19

## CARES Act Federal Allocation

Federal: Education Stabilization Fund \$30.75b

98% or \$30.135b  
for allocation

2% or \$615m  
set aside

≤0.5% or \$153.75m by Secretary of Education, consulting with Secretary of Interior for outlying areas per needs

0.5% or \$153.75m by Secretary of Interior, consulting with Secretary of Education for Bureau of Indian Education

1% or \$307.5m grants to states with highest coronavirus burden

Governor's Emergency  
Education Relief Fund  
9.8% or \$2.953b

Elementary and  
Secondary School  
Emergency Relief Fund  
43.9% or \$13.229b

Higher Education  
Emergency Relief  
Fund  
46.3% or \$13.95b

Maintenance of  
effort required -  
average of last three  
years state support

\$180m for the Rethink K-12  
Education Model Grant

\$127.5m for the Reimaging  
Workforce Preparation Grant

The secretary may waive the requirement for states  
experienced a precipitous decline in financial resources

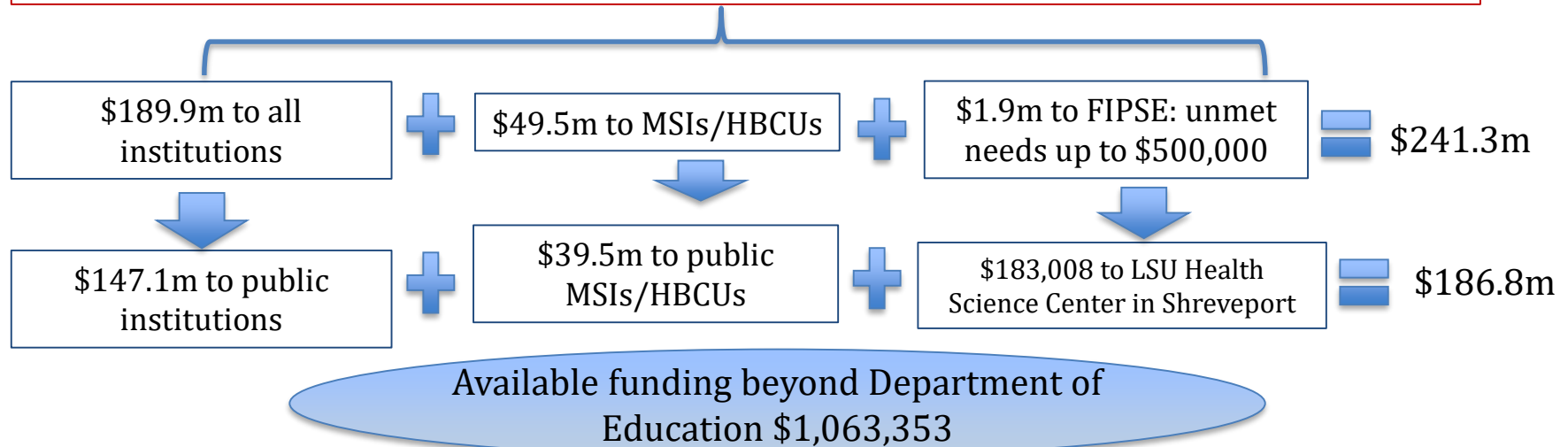
- 90% or \$12.56b to institutions of HIED, no less than half to students (\$6.28b)
- 7.5% or \$1.05b to Minority Serving Institutions
- 2.5% or \$348.8m for improvement of post secondary education (FIPSE) (981 institutions up to \$500,000, \$321.7m allocated, remaining \$27.1m to be decided later)



# Impact from COVID-19

## CARES Act State Allocation

Louisiana: Higher Education Emergency Relief Fund \$241.3m (Public \$186.8m)



- Department of Health and Human Services : \$495,820 for Louisiana health profession schools, public \$345,820. Ryan White HIV/AIDS program to LSU HSC-S \$106,962. Poison Control Centers program to LSU HSC-S \$69,571.
- Department of Commerce Manufacturing Extension Partnership (MEP) Emergency Assistance Program allocates \$542,000 grant to Louisiana, this program is under LCTCS. This grant provides assistance to: 1) support manufacturers' ability to respond to the coronavirus, such as accelerated production of personal protective equipment; 2) improve their competitiveness as the marketplace adapts to the coronavirus disruption. LCTCS has been working on the grant application.



# Impact from COVID-19

## **Financial Impacts: CARES Act Support for Higher Education In Louisiana**

**The Health Resources & Services Administration provided \$495,820 for Louisiana health profession schools:**

<b>Geriatrics Workforce Enhancement Program COVID-19 Telehealth Awards</b>			
Louisiana State University	Baton Rouge	LA	\$90,625
<b>Area Health Education Centers Program COVID-19 Telehealth Awards</b>			
Louisiana State University HSC	New Orleans	LA	\$95,455
Louisiana State University HSC	Shreveport	LA	\$95,455
<b>Centers of Excellence Program COVID-19 Telehealth Awards</b>			
Xavier University Of Louisiana	New Orleans	LA	\$150,000
<b>Nurse Education, Practice, Quality and Retention COVID-19 Telehealth Awards</b>			
Veteran Nurses in Primary Care Training Program			
Southeastern Louisiana University	Hammond	LA	\$64,285



# Impact from COVID-19

## **Financial Impacts:** CARES Act Support for Higher Education In Louisiana

### **The Education Provision provided \$186.8M for Louisiana public higher education:**

Student portion of funds -\$73.6M Provides emergency financial aid grants to students including eligible expenses under a student's cost of attendance, such as food, housing, course materials, technology, health care, and childcare. These funds cannot be used to address coronavirus related expenditures and revenue losses.

Institution portion of funds -\$73.6M Cover any costs associated with significant changes to the delivery of instruction due to the coronavirus.

Minority Serving Institutions -\$39.5M For institutions that have predominately minority populations and funds can be used for cover coronavirus costs and/or provide financial aid grants to students.

LSU Health Science Center – Shreveport was allocated additional \$183,000 from FIPSE (Fund for the Improvement of Postsecondary Education) to bring its total allocation of Cares Act funding to \$500,000.



# Impact from COVID-19

## Financial Impacts: Funding allocation of the 90% to institutions and 7.5% to Minority Serving Institutions

LA Public Institutions	90% Funding Allocation	Minimum Allocation to Students	7.5% Funding Allocation
Baton Rouge Community College	\$6,420,025	\$3,210,013	\$411,933
Bossier Parish Community College	\$3,915,911	\$1,957,956	\$189,948
Central Louisiana Technical Community College	\$1,462,721	\$731,361	\$71,750
Delgado Community College	\$11,310,381	\$5,655,191	\$716,518
Fletcher Technical Community College	\$1,375,120	\$687,560	\$66,937
Louisiana Delta Community College	\$2,963,756	\$1,481,878	\$143,748
Northshore Technical Community College	\$2,051,300	\$1,025,650	\$100,609
Northwest Louisiana Technical College	\$1,136,669	\$568,335	\$72,199
Nunez Community College	\$1,561,099	\$780,550	\$76,017
River Parishes Community College	\$963,683	\$481,842	\$0
South Louisiana Community College	\$5,645,949	\$2,822,975	\$371,441
SOWELA Technical Community College	\$2,493,383	\$1,246,692	\$121,475
<b>LCTCS Total</b>	<b>\$41,299,997</b>	<b>\$20,649,999</b>	<b>\$2,342,575</b>
Louisiana State University and A & M College	\$18,882,288	\$9,441,144	\$0
Louisiana State University HSC - New Orleans	\$1,391,236	\$695,618	\$0
Louisiana State University HSC-Shreveport	\$316,992	\$158,496	\$0
Louisiana State University-Alexandria	\$1,998,555	\$999,278	\$97,538
Louisiana State University-Eunice	\$2,060,199	\$1,030,100	\$100,407
Louisiana State University-Shreveport	\$1,825,886	\$912,943	\$89,314
<b>LSU System Total</b>	<b>\$26,475,156</b>	<b>\$13,237,578</b>	<b>\$287,259</b>
Louisiana Tech University	\$7,094,887	\$3,547,444	\$0
McNeese State University	\$5,456,361	\$2,728,181	\$268,069
Nicholls State University	\$5,057,520	\$2,528,760	\$247,710
Northwestern State University of Louisiana	\$5,647,034	\$2,823,517	\$275,646
Southeastern Louisiana University	\$10,580,284	\$5,290,142	\$519,358
University of Louisiana at Lafayette	\$12,686,007	\$6,343,004	\$623,129
University of Louisiana at Monroe	\$5,777,764	\$2,888,882	\$0
University of New Orleans	\$5,581,887	\$2,790,944	\$274,114
Grambling State University	\$7,010,388	\$3,505,194	\$9,854,862
<b>ULS System Total</b>	<b>\$64,892,132</b>	<b>\$32,446,066</b>	<b>\$12,062,888</b>
Southern University and A & M College	\$9,396,803	\$4,698,402	\$18,132,717
Southern University at New Orleans	\$2,481,663	\$1,240,832	\$3,300,516
Southern University at Shreveport	\$2,595,115	\$1,297,558	\$3,360,433
<b>SU System Total</b>	<b>\$14,473,581</b>	<b>\$7,236,791</b>	<b>\$24,793,666</b>
<b>Grand Total</b>	<b>\$147,140,866</b>	<b>\$73,570,433</b>	<b>\$39,486,388</b>
<b>LA Total including Non Public</b>	<b>\$189,864,271</b>	<b>\$94,932,160</b>	<b>\$49,502,718</b>



# Impact from COVID-19

## Financial Impacts:

- Expenditures incurred by institutions include cleaning supplies, personnel expenses, subscriptions to provide online education, acquisitions of computer equipment, etc. These are year-to-date expenditures and not the full anticipated amount of expenditures.
- Loss of revenue incurred by institutions includes refunds for dormitory and meal plans, revenue derived from athletics, facility rentals, etc.

System	BoR	LSU	SU	ULS	LCTCS	Total
CARES Student Funding	\$0	\$13,237,577	\$7,236,791	\$32,446,066	\$20,650,003	\$73,570,437
CARES Institution Funding	\$0	\$13,707,846	\$32,030,457	\$44,506,544	\$22,992,574	\$113,237,421
FY20 Expense & Revenue loss	(\$952,348)	(\$15,438,253)	(\$4,432,289)	(\$32,202,268)	(\$1,259,544)	(\$54,284,702)
FY21 Expense & Revenue Loss	(\$436,903)	(\$104,057,547)	(\$71,868,166)	(\$121,230,193)	(\$31,357,982)	(\$328,950,791)
<b>Total</b>	<b>(\$1,389,251)</b>	<b>(\$119,495,800)</b>	<b>(\$76,300,455)</b>	<b>(\$153,432,461)</b>	<b>(\$32,617,526)</b>	<b>(\$383,235,493)</b>
<b>Total Impact</b>	<b>(\$1,389,251)</b>	<b>(\$105,787,954)</b>	<b>(\$44,269,998)</b>	<b>(\$108,925,917)</b>	<b>(\$9,624,952)</b>	<b>(\$269,998,072)</b>
<i>Note: Total impact does not include CARES Act Student Funds since those funds went directly to students.</i>						

Source: Board of Regents



# Impact from COVID-19

## Operational Impacts

- **Academic Response - Quickly & Successfully Transitioned to Distance Learning providing:**
  - Information on online course programming,
  - Resources to support remote learning,
  - Access to surplus laptops, and
  - Map of free, public Wi-Fi for drive-in studying
  - Adopted emergency guidelines for admissions, placement and dual enrollment
  - Created flexible grading options
  - Updated TOPS eligibility through Executive Order and posted FAQ's to guide students
  - Maintained medical student/nursing clinical through Executive Order
  - Co-Chair for Resilient Louisiana Commission Education & Workforce Task Force





# Impact from COVID-19

## Operational Impacts

- **Supporting the Health Care Surge: developing and sharing talent**
  - Established laboratory facilities (LSUHSC-S and NOLA, LSU Vet School)
  - Created Emerging Viral Threat Lab (LSUHSC-S)
  - Provided drive-in and walk-up testing sites (UNO, Xavier, NTCC)
  - Produced PPE and testing swabs (LSUHSC-S, McNeese, UL-Lafayette, LSU, Nunez)
  - Increased state lab testing capacity with newly graduated lab techs (LCTCS)
  - Participated in LDH Serology Task Force
  - (LSUHSC-S)
  - Staffing Health Equity Task Force (Southern University System)
  - 4,846 healthcare students graduated
  - Early Student Graduations:
    - 124 LSUHSC-Shreveport (Medical)
    - 108 Xavier (Pharmacy)
    - 123 Central Louisiana Technical Community College (Nurses)
    - 47 Fran-U (Nurses/Resp. Tech)