



# Louisiana Senate Finance Committee



## FY20 Proposed Budget

### 03 – Department of Veterans Affairs

May 2019

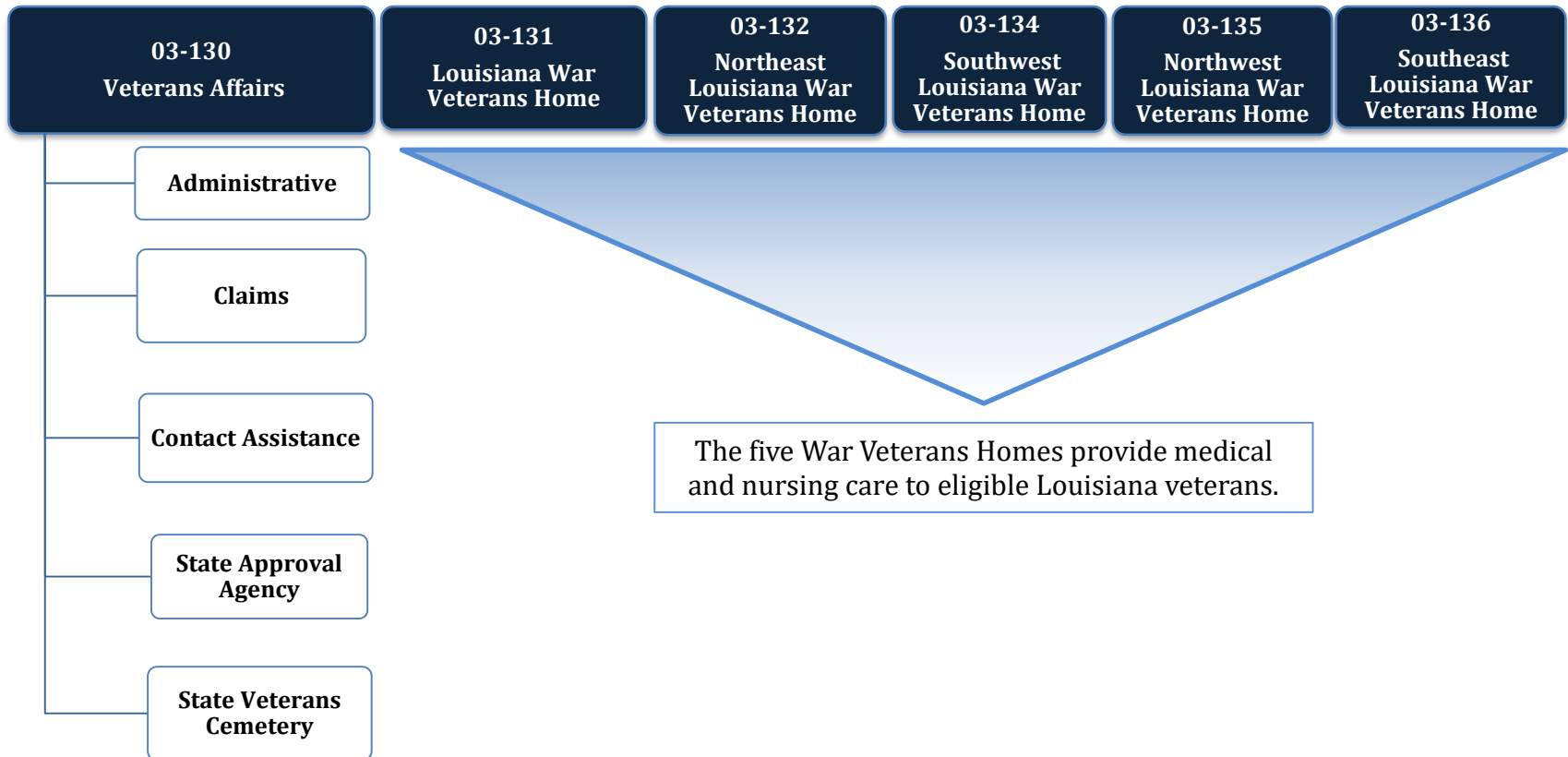
*Sen. John A. Alario, President*  
*Sen. Eric LaFleur, Chairman*



# FY20 Executive Budget

## Schedule 03 — Veterans Affairs Agencies

Departmental mission: “To provide comprehensive care and quality service to Louisiana’s Veterans and their families with regard to health care, education, disability benefits, long-term care and burial honors.”





# Veterans Affairs

## Program Descriptions

### Department of Veterans Affairs

**Administrative Program** - *Provides the service programs of the Department, as well as the Louisiana War Veterans Home, Northeast Louisiana War Veterans Home, Northwest Louisiana War Veterans Home, Southwest Louisiana War Veterans Home, and Southeast Louisiana War Veterans Home with administrative and support personnel, assistance, and training necessary to carry out the efficient operation of the activities.*

**Claims Program** - *Assists veterans and/or their dependents with applying for and receiving any and all benefits to which they are entitled under federal law.*

**Contact Assistance Program** - *Operates offices throughout the state to inform veterans and/or their dependents of federal and state benefits to which they are entitled, and assists in applying for and securing these benefits.*

**State Approval Agency** - *Conducts inspections and provides technical assistance to programs of education pursued by veterans and other eligible persons under statute. The program also works to ensure that programs of education, job training, and flight schools are approved in accordance with Title 38, relative to plan of operation and veterans administration contract.*

**State Veterans Cemetery** - *State Veterans Cemetery consists of the Northwest Louisiana State Veterans Cemetery in Keithville, the Central Louisiana State Veterans Cemetery in Leesville, the Southeast Louisiana Veterans Cemetery in Slidell, and the Northeast Louisiana Veterans Cemetery in Rayville.*

**Veterans Homes** - *Provide medical and nursing care to eligible Louisiana veterans in an effort to return the veteran to the highest physical and mental capacity. There are 5 veterans homes across the state.*

# Louisiana's War Veterans Homes

War Veterans Home	Avg. Number of Patients	Veterans on Waiting List
NW La.	140	0
NE La.	141	0
La. War Vet.	121	0
SW La.	145	0
SE La.	148	10

NW La.  
War  
Veterans  
Home

Bossier City

NE La.  
War  
Veterans  
Home

Monroe

La.  
War Veterans  
Home

Jackson

SW La.  
War  
Veterans  
Home

Jennings

SE La.  
War  
Veterans  
Home

Reserve



# Louisiana's War Veterans Cemeteries

NW La.  
War  
Veterans  
Cemetery

Keithville

NE La.  
War  
Veterans  
Cemetery

Rayville

Central  
La.  
War  
Veterans  
Cemetery

Leesville

SE La.  
War  
Veterans  
Cemetery

Slidell






# Veterans Affairs

## Louisiana Veterans Memorial Park

The Arsenal Park next to the State Capitol was renamed the Louisiana Veterans Memorial Park on Friday, Nov. 10, 2017. The park is the first on state property to recognize the hundreds of thousands of people from Louisiana who have served, been wounded, or been killed while serving in the U.S. military. A monument honoring Gold Star Families has also been added, and a memorial statue for Louisiana National Guardsmen killed since 9/11 will be dedicated on May 21.



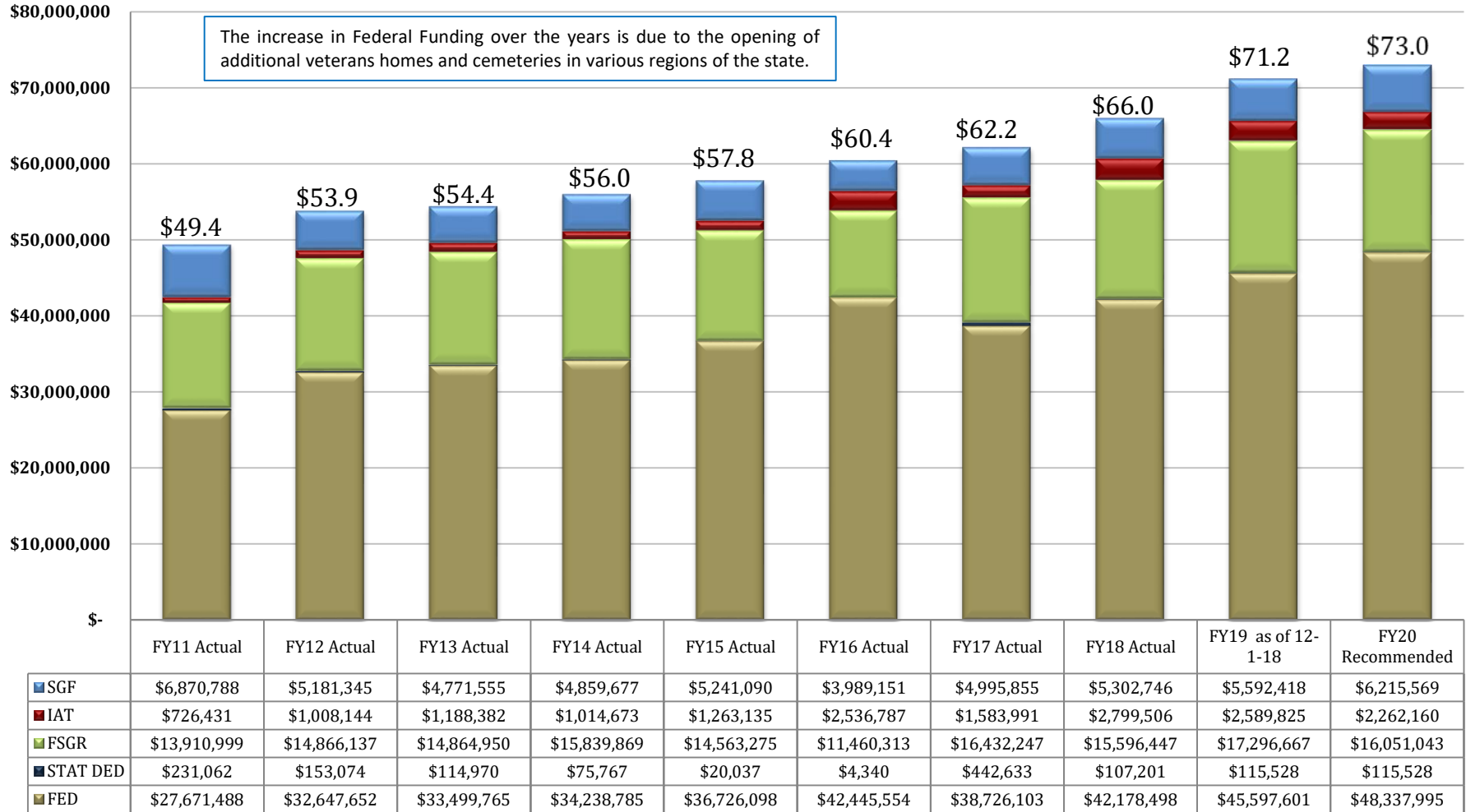


# Veterans Affairs

## Changes in Funding since FY11

### Total Budget by Fiscal Year and Means of Finance (in \$ millions)

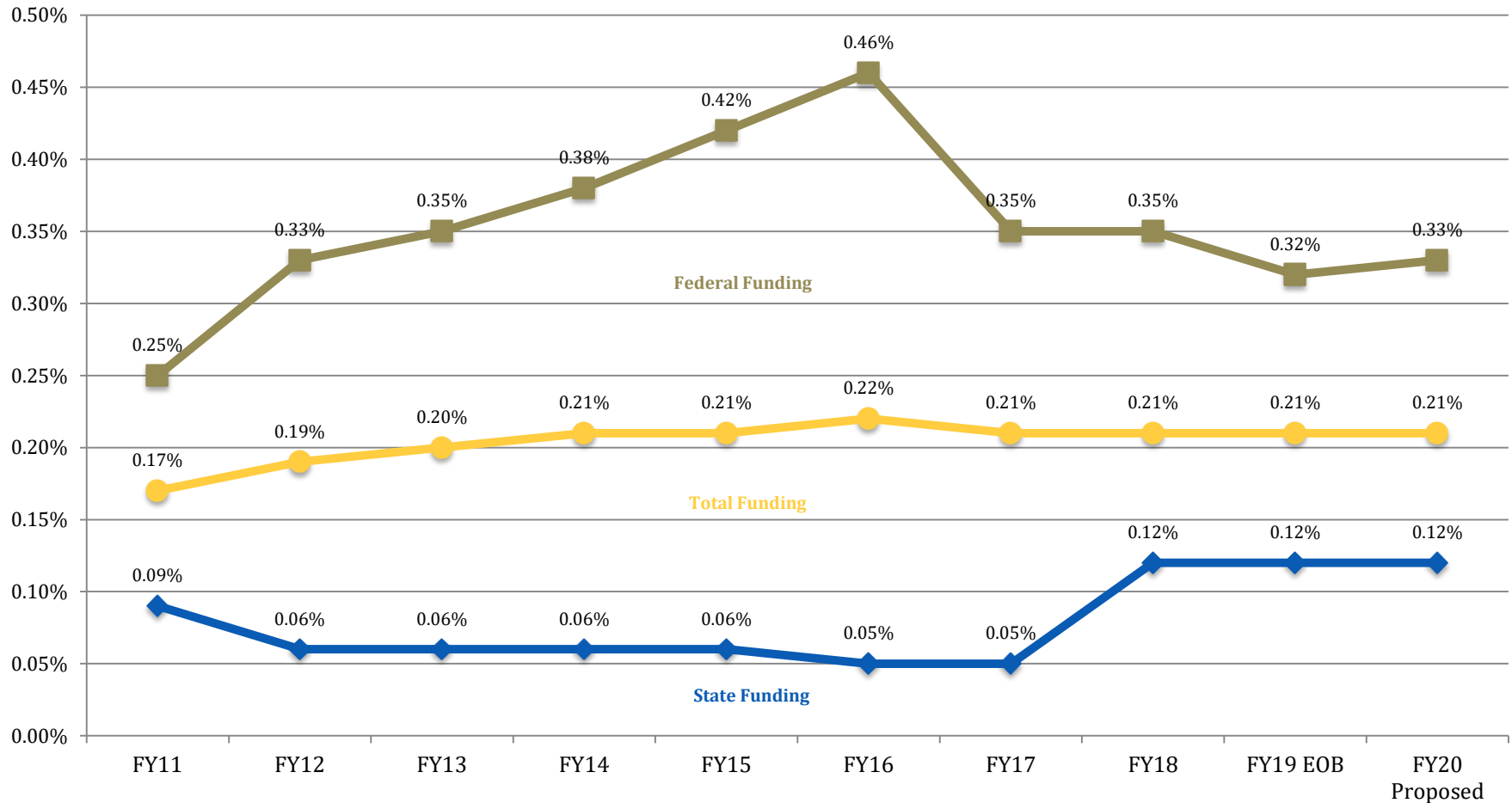
Change from FY11 to FY20 is +47.8%.





# Veterans Affairs Changes in Funding since FY11

## Veterans Affairs' Budget as a Portion of the Total State Budget







# Veterans Affairs

## FY18, FY19, and FY20 Comparison

### Total Funding — All Means of Finance

Total Funding	FY18 Actual	FY19 Enacted	FY19 EOB as of 12-1-18	FY20 Recommended
Veterans Affairs	\$ 9,373,062	\$ 9,495,001	\$ 9,775,004	\$ 10,451,644
LA War Vets Home	\$ 10,150,291	\$ 9,668,658	\$ 9,668,658	\$ 9,722,811
NELA War Vets	\$ 11,304,924	\$ 12,115,044	\$ 12,115,044	\$ 12,299,797
SWLA War Vets	\$ 11,702,839	\$ 13,065,939	\$ 13,065,939	\$ 13,442,865
NWLA War Vets	\$ 11,443,132	\$ 12,317,670	\$ 12,317,670	\$ 13,030,784
SELA War Vets	\$ 12,011,258	\$ 14,249,724	\$ 14,249,724	\$ 14,034,394
<b>TOTAL</b>	<b>\$ 65,985,506</b>	<b>\$ 70,912,036</b>	<b>\$ 71,192,039</b>	<b>\$ 72,982,295</b>
Total Authorized FTEs	842	843	843	842



# Dept. of Veterans Affairs

## FY20 Proposed Means of Finance by Agency

### 03— Department of Veterans Affairs

#### FY20 Proposed Means of Financing by Agency

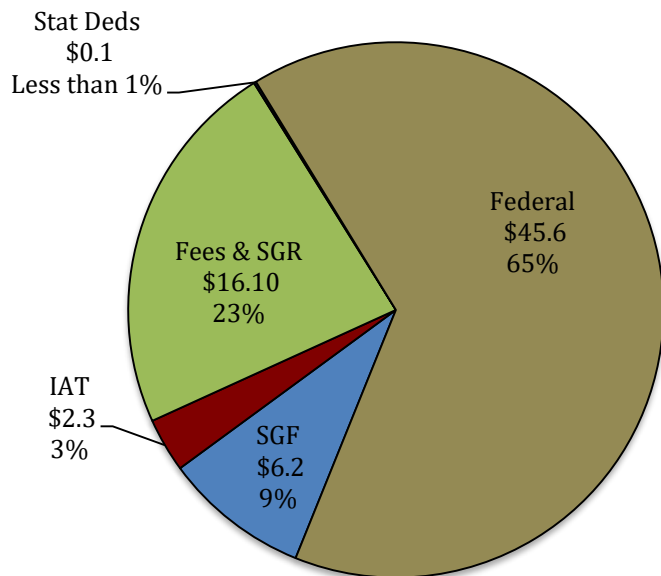
Total MOF by Agency	SGF	IAT	FSGR	Stat Deds	Federal	Total
<b>Department of Veterans Affairs</b>	<b>\$6,215,569</b>	<b>\$1,731,627</b>	<b>\$1,423,534</b>	<b>\$115,528</b>	<b>\$965,386</b>	<b>\$10,451,644</b>
Administrative	\$2,914,167	\$695,121	\$75,000	\$115,528	\$35,724	\$3,835,540
Claims	\$554,958	\$0	\$0	\$0	\$0	\$554,958
Contact Assistance	\$1,401,171	\$1,036,506	\$1,308,534	\$0	\$0	\$3,746,211
State Approval Agency	\$0	\$0	\$0	\$0	\$452,202	\$452,202
State Veterans Cemetery	\$1,345,273	\$0	\$40,000	\$0	\$477,460	\$1,862,733
<b>LA War Veterans Home</b>	<b>\$0</b>	<b>\$0</b>	<b>\$2,070,940</b>	<b>\$0</b>	<b>\$7,651,871</b>	<b>\$9,722,811</b>
LA War Veterans Home	\$0	\$0	\$2,070,940	\$0	\$7,651,871	\$9,722,811
<b>NELA War Veterans Home</b>	<b>\$0</b>	<b>\$0</b>	<b>\$2,637,923</b>	<b>\$0</b>	<b>\$9,661,874</b>	<b>\$12,299,797</b>
NELA War Veterans Home	\$0	\$0	\$2,637,923	\$0	\$9,661,874	\$12,299,797
<b>SWLA War Veterans Home</b>	<b>\$0</b>	<b>\$201,260</b>	<b>\$3,002,380</b>	<b>\$0</b>	<b>\$10,239,225</b>	<b>\$13,442,865</b>
SWLA War Veterans Home	\$0	\$201,260	\$3,002,380	\$0	\$10,239,225	\$13,442,865
<b>NWLA War Veterans Home</b>	<b>\$0</b>	<b>\$0</b>	<b>\$3,286,781</b>	<b>\$0</b>	<b>\$9,744,003</b>	<b>\$13,030,784</b>
NWLA War Veterans Home	\$0	\$0	\$3,286,781	\$0	\$9,744,003	\$13,030,784
<b>SELA War Veterans Home</b>	<b>\$0</b>	<b>\$329,273</b>	<b>\$3,629,485</b>	<b>\$0</b>	<b>\$10,075,636</b>	<b>\$14,034,394</b>
SELA War Veterans Home	\$0	\$329,273	\$3,629,485	\$0	\$10,075,636	\$14,034,394
<b>Dept. of Veterans Affairs</b>	<b>\$6,215,569</b>	<b>\$2,262,160</b>	<b>\$16,051,043</b>	<b>\$115,528</b>	<b>\$48,337,995</b>	<b>\$72,982,295</b>



# Veterans Affairs

## FY20 Recommended Means of Finance

**FY20 Recommended  
Total Means of Finance  
(In Millions)**



**Total \$73.0 m.**

### Non-SGF Sources of Funding:

Non-State General Fund funding sources for the Department of Veterans Affairs includes dollars derived from Interagency Transfers, Fees and Self-generated Revenues, Statutory Dedications, and Federal Funds.

**Statutory Dedications** come from the Louisiana Military Family Assistance Fund.

**Interagency Transfers** are derived from other Veterans Affairs agencies and homes.

**Fees and Self-generated Revenues** are derived from each parish's contribution towards providing a veterans service office. Fees and Self-generated Revenues for Veterans Homes are derived from the residents' ability to pay for part of their care and from employees and visitors purchasing meal tickets.

**Federal Funds** are derived from the U.S. Department of Veterans Affairs. Federal Funds for the homes are derived from the Veterans Administration for patient care days based on a reimbursement rate of \$102.38 per day for the care of each veteran housed as reflected in the daily census and the Medicare eligible residents cost reimbursement from the U.S. Department of Veterans Affairs.

Dedicated Funds	Source of Funding	FY18 Actual	FY19 EOB	FY20 Proposed
Louisiana Military Family Assistance Fund	Tax Return Donations.	\$107,201	\$115,528	\$115,528
<b>TOTALS</b>		<b>\$107,201</b>	<b>\$115,528</b>	<b>\$115,528</b>

2018 Dedicated Fund Review Subcommittee: No change to this fund.



# Veterans Affairs

## Categorical Expenditures

Expenditure Category	FY18 Actual	FY19 EOB (as of 12-01-18)	FY20		Difference FY19 to FY20
			Proposed Budget	Category as Percent of Total	
<b>Personal Services:</b>	<b>\$46,601,755</b>	<b>\$49,752,713</b>	<b>\$52,655,811</b>	<b>72%</b>	<b>\$2,903,098</b>
Salaries	\$31,594,213	\$32,889,602	\$35,624,632	49%	\$2,735,030
Other Compensation	\$1,060,461	\$1,283,708	\$1,283,708	2%	\$0
Related Benefits	\$13,947,081	\$15,579,403	\$15,747,471	22%	\$168,068
<b>Operating Expenses:</b>	<b>\$8,866,622</b>	<b>\$9,986,684</b>	<b>\$9,871,108</b>	<b>14%</b>	<b>(\$115,576)</b>
Travel	\$175,323	\$176,265	\$182,229	0%	\$5,964
Operating Services	\$3,133,909	\$3,297,079	\$3,302,654	5%	\$5,575
Supplies	\$5,557,390	\$6,513,340	\$6,386,225	9%	(\$127,115)
<b>Professional Services</b>	<b>\$3,518,178</b>	<b>\$3,993,272</b>	<b>\$3,446,590</b>	<b>5%</b>	<b>(\$546,682)</b>
<b>Other Charges:</b>	<b>\$6,025,842</b>	<b>\$5,366,362</b>	<b>\$5,891,573</b>	<b>8%</b>	<b>\$525,211</b>
Other Charges	\$429,782	\$568,131	\$508,131	1%	(\$60,000)
Debt Service	\$0	\$0	\$0	0%	\$0
Interagency Transfers	\$5,596,060	\$4,798,231	\$5,383,442	7%	\$585,211
<b>Acquisitions &amp; Major Repairs:</b>	<b>\$973,109</b>	<b>\$2,093,008</b>	<b>\$1,117,213</b>	<b>2%</b>	<b>(\$975,795)</b>
Acquisitions	\$872,811	\$873,595	\$678,323	1%	(\$195,272)
Major Repairs	\$100,298	\$1,219,413	\$438,890	1%	(\$780,523)
<b>Total Expenditures</b>	<b>\$65,985,506</b>	<b>\$71,192,039</b>	<b>\$72,982,295</b>	<b>100%</b>	<b>\$1,790,256</b>





# Significant Budget Adjustments Recommended for FY20

## Statewide Adjustments to Department of Veterans Affairs Budget

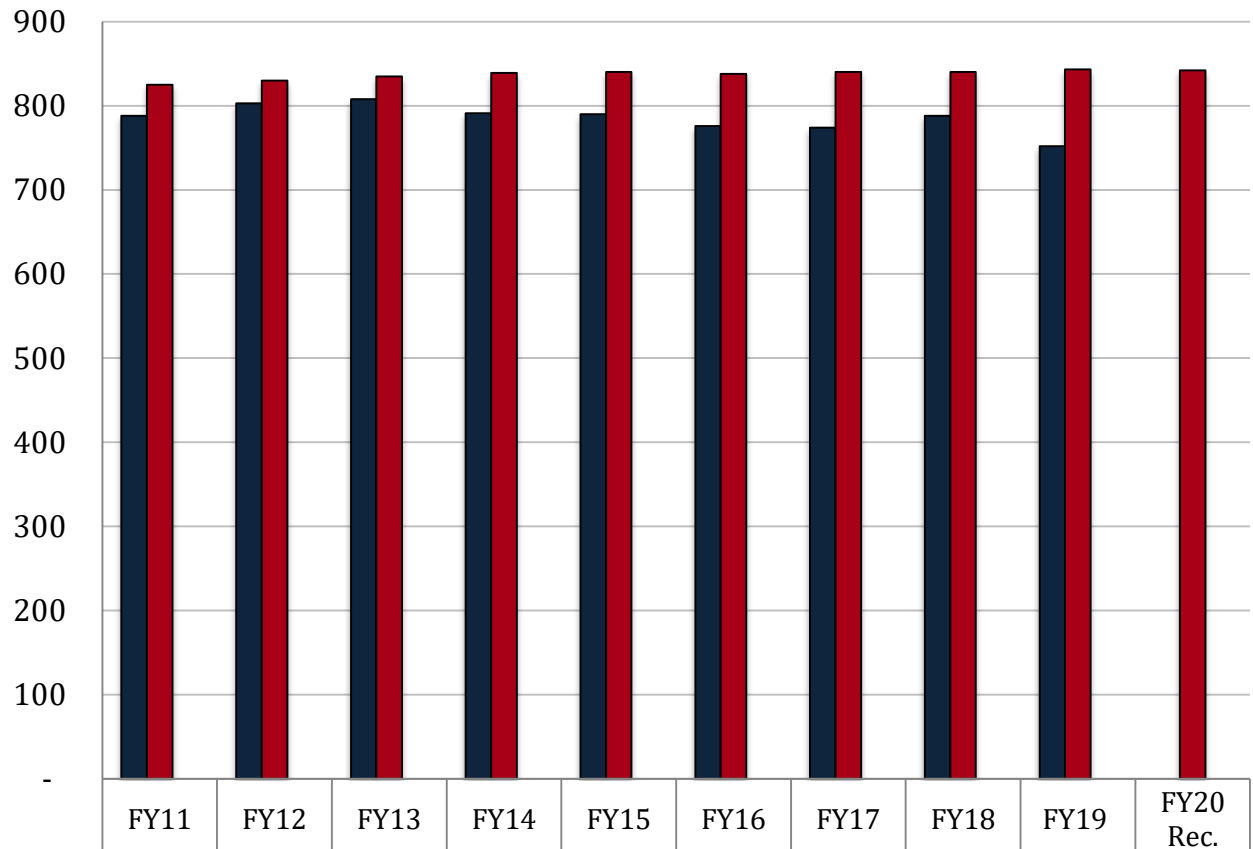
State General Fund (Direct)	Interagency Transfers	Fees and Self-generated Revenues	Statutory Dedications	Federal Funds	Total	T.O.	Adjustment
\$11,692	\$0	\$58,980	\$0	\$36,133	\$106,805	0	Group Insurance Rate Adjustment for Active Employees
\$6,111	\$0	\$2,981	\$0	\$2,574	\$11,666	0	Group Insurance Rate Adjustment for Retirees
\$72,340	\$93,996	\$235,426	\$0	\$723,507	\$1,125,269	0	Market Rate Salary Adjustment for Classified
\$19,077	\$0	\$8,249	\$0	\$53,752	\$81,078	0	Civil Service Training Series Adjustment
\$44,142	\$86	(\$80,029)	\$0	\$209,020	\$173,219	0	Related Benefits Base Adjustment
\$143,566	\$0	\$117,309	\$0	\$569,934	\$830,809	0	Retirement Rate Adjustment
\$142,318	\$9,155	\$199,602	\$0	\$1,191,671	\$1,542,746	0	Salary Base Adjustment
(\$97,107)	\$0	(\$466,628)	\$0	(\$459,653)	(\$1,023,388)	0	Attrition Adjustment
\$0	\$0	\$0	\$0	\$1,117,213	\$1,117,213	0	Acquisitions & Major Repairs
(\$38,433)	\$0	(\$587,903)	\$0	(\$1,466,672)	(\$2,093,008)	0	Non-recurring Acquisitions & Major Repairs
\$0	(\$185,425)	\$0	\$0	\$0	(\$185,425)	0	Non-recurring Carryforwards
\$27,835	\$0	\$0	\$0	\$52,717	\$80,552	0	Risk Management
\$5,549	\$0	\$0	\$0	\$0	\$5,549	0	Legislative Auditor Fees
\$38,135	\$0	\$0	\$0	\$0	\$38,135	0	Rent in State-owned Buildings
\$2,581	\$0	\$0	\$0	\$0	\$2,581	0	Capitol Park Security
\$111	\$0	\$187	\$0	\$0	\$298	0	UPS Fees
\$373	\$0	\$0	\$0	\$2,004	\$2,377	0	Civil Service Fees
\$241	\$0	\$0	\$0	\$0	\$241	0	State Treasury Fees
\$6,809	\$0	\$0	\$0	\$61,358	\$68,167	0	Office of Technology Services (OTS)
(\$3,457)	\$0	(\$8,332)	\$0	(\$25,497)	(\$37,286)	0	Office of State Procurement
\$0	(\$124,991)	(\$912,042)	\$0	\$1,037,033	\$0	0	TOTAL MEANS OF FINANCING SUBADJUSTMENT
\$104,128	\$319,006	\$75,000	\$0	\$0	\$498,134	0	TOTAL NEW AND EXPANDED ADJUSTMENT
\$0	(\$325,000)	\$0	\$0	(\$100,000)	(\$425,000)	0	TOTAL NON-RECURRING OTHER ADJUSTMENT
\$137,140	(\$114,492)	\$111,576	\$0	(\$264,700)	(\$130,476)	(1)	TOTAL OTHER ADJUSTMENTS ADJUSTMENT
\$623,151	(\$327,665)	(\$1,245,624)	\$0	\$2,740,394	\$1,790,256	(1)	Total Statewide Adjustments



# Veterans Affairs

## FTEs, Authorized Positions, and Other Charges Positions

Total FY20 Proposed  
Authorized Positions  
of 842 are 2.5% of  
Total State FY20  
Proposed  
Authorized Positions  
of 33,675.



	FY11	FY12	FY13	FY14	FY15	FY16	FY17	FY18	FY19	FY20 Rec.
■ Total FTEs (as of July 1 of each fiscal year)	788	803	808	791	790	776	774	788	752	-
■ Total Authorized Positions (Enacted)	825	830	835	839	840	838	840	840	843	842
■ Authorized Other Charges Positions	-	-	-	-	-	-	-	-	-	-

### Notes:

Data for Total FTEs uses the first weekly employment report published by State Civil Service in July at the start of the named fiscal year.

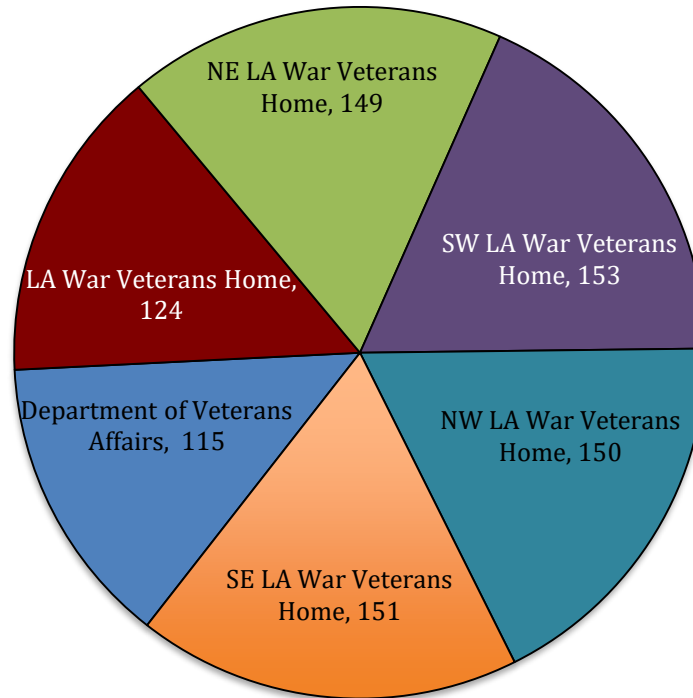
Data for Total Authorized Positions uses fiscal year enacted levels, except for FY20 Proposed.

Data for Other Charges Positions are reflected in the Executive Budget per Act 377 of the 2013 Regular Legislative Session (beginning in FY15).



# Veterans Affairs

## FY20 Recommended Total Authorized Positions by Agency



### Department of Veterans Affairs

Administrative	15
Claims	7
Contact Assistance	60
State Approval Agency	4
State Veterans Cemetery	29

### War Veterans Homes

Louisiana War Veterans Home	124
Northeast LA War Veterans Home	149
Southwest LA War Veterans Home	153
Northwest LA War Veterans Home	150
Southeast LA War Veterans Home	151



# Veterans Affairs

## Significant Adjustments for FY20

### Significant Increases

Increase	Source	T.O.	Agency	Description
\$103,419	SFG	5	Veterans Cemetery	Increases State General Fund dollars to fund a state cemetery in Jennings to serve the southwest portion of the state.
\$40,000	FSGR	0	Veterans Cemetery	Provides funding out of Fees and Self-generated Revenues to fund the burials of deceased indigent veterans.

### Significant Decreases

Decrease	Source	T.O.	Agency	Description
(\$597,343)	IAT;FSGR;FED	(8)	LA War Veterans Home	Reduction of (8) authorized positions due to a decrease in resident population.

### Significant Means of Financing Substitutions

MOF Swap	Source	T.O.	Agency	Description
(\$1,037,033)	IAT;FSGR	0	SELA War Veterans Home	Means of Finance Substitution decreasing Interagency Transfers and Fees and Self-generated Revenues and increasing Federal funds.
\$1,037,033	Federal	0	SELA War Veterans Home	Means of Finance Substitution decreasing Interagency Transfers and Fees and Self-generated Revenues and increasing Federal funds.





## Comparison Adjustments to the State General Fund in the FY20 Continuation, Standstill and Proposed Budgets FY19 EOB, HB103, and HB105 Comparison

Veterans Affairs	FY19 EOB	FY20 Proposed Budget	FY 20 Continuation Budget	FY20 Standstill Budget	DIFFERENCE					
					CONTINUATION OVER/(UNDER) FY19 EOB	STANDSTILL OVER/(UNDER) FY19 EOB	CONTINUATION OVER/(UNDER) STANDSTILL	PROPOSED OVER/(UNDER) CONTINUATION	PROPOSED OVER/(UNDER) STANDSTILL	PROPOSED OVER/(UNDER) FY19 EOB
STATE GENERAL FUND	\$5,592,418	\$6,215,569	\$6,303,943	\$6,025,523	\$711,525	\$433,105	\$278,420	(\$88,374)	\$190,046	\$623,151

### Continuation Budget, Standstill Budget, and Proposed Budget

The approximately \$278,420 difference between the adjustments for the Continuation and Standstill Budgets results from the Continuation Budget containing an adjustment of \$274,140 for a veterans cemetery in Jennings and \$4,280 to fund pressure-sensitive signature pads to aid in the submission of claims electronically to the Federal DVA via VetraSpec.

#### Difference between the Governor's Proposed Budget and House Bill No. 105 by Rep. Henry

For this agency, the difference between the FY20 budget proposed by the governor and the amount contained in HB 105 is a reduction of **(\$623,151)**. This reduction returns the department's budget to the Existing Operating Budget as of 12/01/18.

Department	EOB as of 12/01/2018	HB 103 REP. LEGER	HB 105 REP. HENRY	HB 105 OVER/(UNDER) HB 103
Veterans Affairs	\$5,592,418	\$6,215,569	\$5,592,418	(\$623,151)