



Louisiana Senate Finance Committee



FY20 Proposed Budget

08 – Public Safety and Corrections 08B – Public Safety Services

May 2019

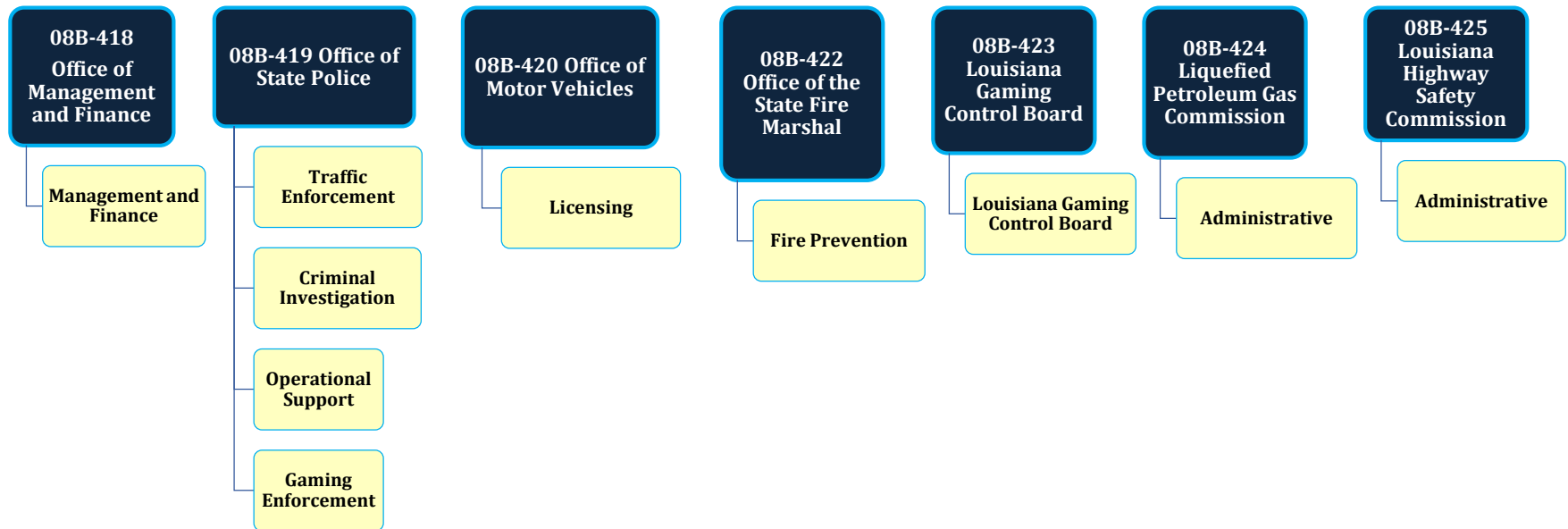
Sen. John A. Alario, President
Sen. Eric LaFleur, Chairman



FY20 Proposed Budget

Schedule 08B — Public Safety Agencies

Departmental mission — “To provide safety services to both the citizens of the state and visitors to the state of Louisiana by upholding and enforcing the laws, administering regulatory programs, managing records, educating the public, and managing emergencies, both directly and through interaction with other agencies.”





Public Safety

FY20 Proposed Means of Finance by Agency

08B — Public Safety FY20 Proposed Means of Financing by Agency

Total MOF by Agency	SGF	IAT	FSGR	Stat Deds	Federal	Total
Management and Finance	\$0	\$5,766,719	\$18,451,483	\$7,656,908	\$0	\$31,875,110
State Police	\$0	\$26,962,242	\$149,599,831	\$142,469,385	\$10,894,158	\$329,925,616
Motor Vehicles	\$0	\$325,000	\$47,993,649	\$13,670,452	\$1,890,750	\$63,879,851
Fire Marshal	\$0	\$2,551,000	\$2,500,000	\$20,329,899	\$90,600	\$25,471,499
Gaming Control Board	\$0	\$0	\$0	\$940,121	\$0	\$940,121
Liq. Pet. Gas Commission	\$0	\$0	\$415,061	\$1,172,918	\$0	\$1,587,979
La. Highway Safety Comm.	\$0	\$2,653,350	\$503,131	\$0	\$32,747,732	\$35,904,213
TOTALS	\$0	\$38,258,311	\$219,463,155	\$186,239,683	\$45,623,240	\$489,584,389

Agency	Program Description
Management and Finance	Provides management and finance administration, support services, and the Office of Legal Affairs.
OSP - Traffic Enforcement	Patrols state roads and enforces statutes and regulations; enforces laws governing commercial motor carriers; provides the La. Oil Spill Coordinator's Office.
OSP - Criminal Investigation	Provides criminal investigation activities, insurance fraud investigations, and investigative support.
OSP - Operational Support	Houses the Office of the Superintendent, operational development and planning, support services, the Crime Lab, Protective Services, and DPS police services.
OSP - Gaming Enforcement	Enforces regulations in the gaming industry, including licensing of gaming operations and ensuring the integrity of gaming devices and systems.
OMV - Licensing	Provides motor vehicle administration, issuance of driver's licenses and ID cards, issuance of plates and titles, and suspension of driver's licenses and revocation of plates.
SFM - Fire Prevention	Conducts fire and safety inspections; reviews plans and specifications for structures, watercraft, and movables through the Uniform Construction Code; conducts arson investigations; and other emergency services.
Gaming Control Board	Regulates, controls, and has jurisdiction over all aspects of gaming activities and operations under the Louisiana Riverboat Economic Development and Gaming Control Law.
LPGC - Administrative	Allows for safe distribution, handling, and usage of liquefied petroleum gases and anhydrous ammonia.
LHSC - Administrative	Develops and implements comprehensive strategies aimed at saving lives and preventing injuries on highways in the State of Louisiana.



Public Safety

FY18, FY19, and FY20 Comparison

Total Funding — All Means of Finance

Total Funding	FY18 Actual	FY19 Enacted	FY19 EOB as of 12-1-18	FY20 Proposed as of 2-22-19	<i>Difference FY20 Proposed vs. FY19 EOB</i>
Office of Mgt. & Finance	\$ 25,100,307	\$ 28,959,402	\$ 29,509,498	\$ 31,875,110	\$2,365,612
State Police	\$ 291,652,655	\$ 318,579,546	\$ 324,252,385	\$ 329,925,616	\$5,673,231
Motor Vehicles	\$ 54,200,888	\$ 57,440,121	\$ 58,735,181	\$ 63,879,851	\$5,144,670
Fire Marshal	\$ 23,047,312	\$ 23,799,845	\$ 24,898,542	\$ 25,471,499	\$572,957
La. Gaming Ctrl. Bd.	\$ 832,333	\$ 902,051	\$ 902,051	\$ 940,121	\$38,070
Liq. Pet. Gas Comm.	\$ 1,346,699	\$ 1,446,161	\$ 1,536,017	\$ 1,587,979	\$51,962
La. Hwy. Safety Comm.	\$ 11,875,387	\$ 38,222,404	\$ 38,222,404	\$ 35,904,213	<i>(\$2,318,191)</i>
TOTAL	\$ 408,055,581	\$ 469,349,530	\$ 478,056,078	\$ 489,584,389	\$11,528,311
Total Authorized FTEs	2,572	2,583	2,583	2,583	-

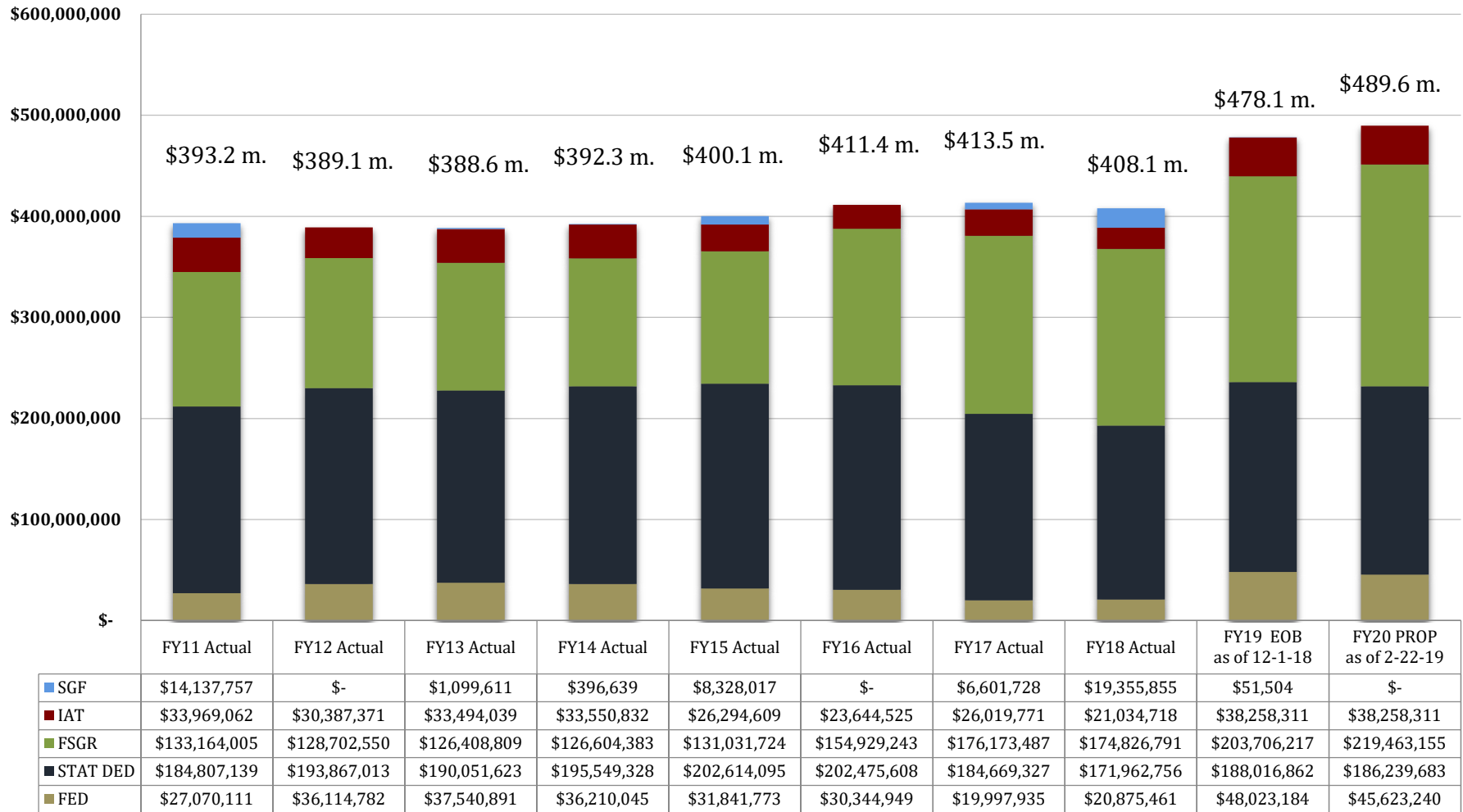


Public Safety

Changes in Funding since FY11

Total Budget by Fiscal Year and Means of Finance (in \$ millions)

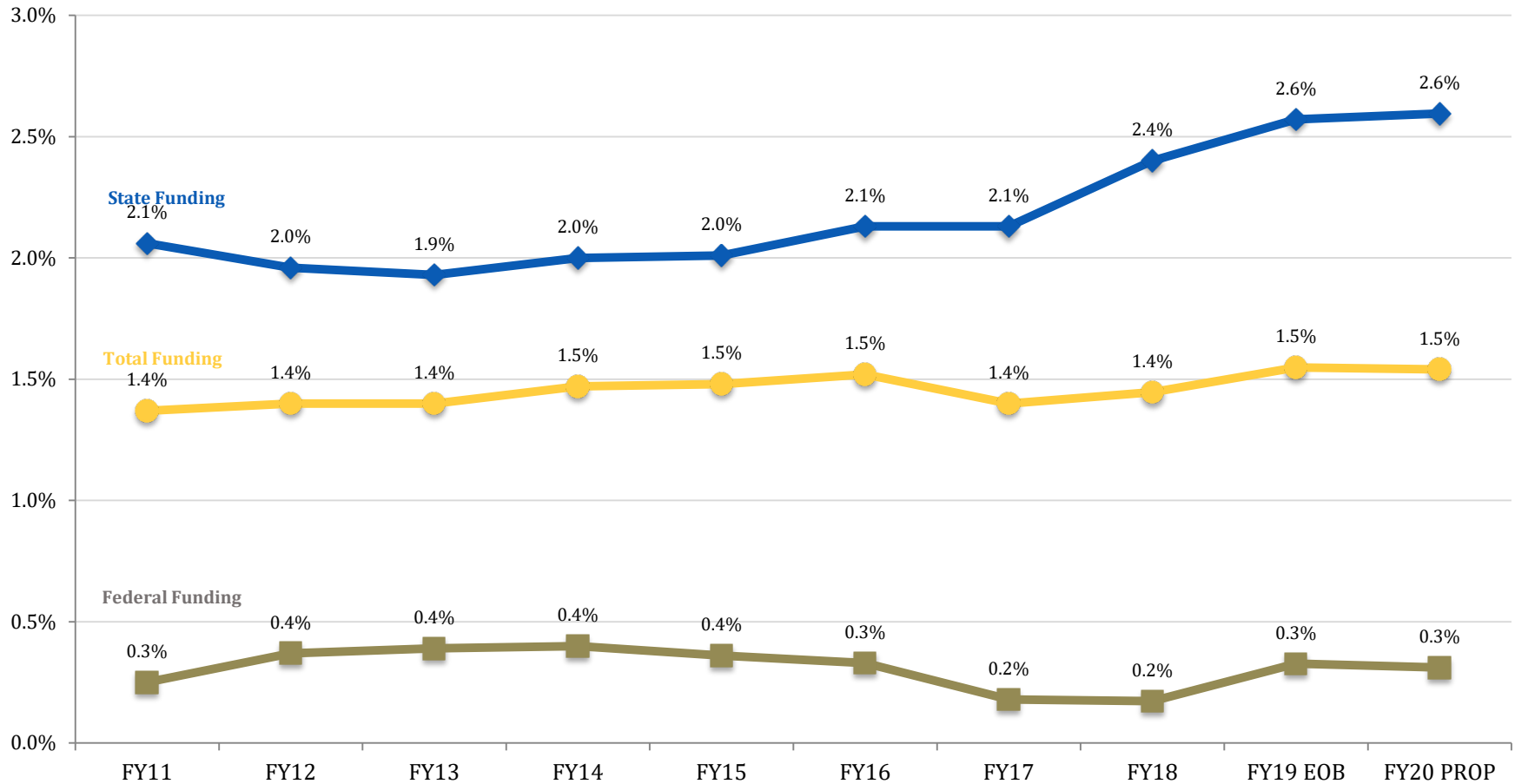
Change from FY11 to FY20 is 24.5%.





Public Safety Changes in Funding since FY11

Public Safety's Budget as a Portion of the Total State Budget

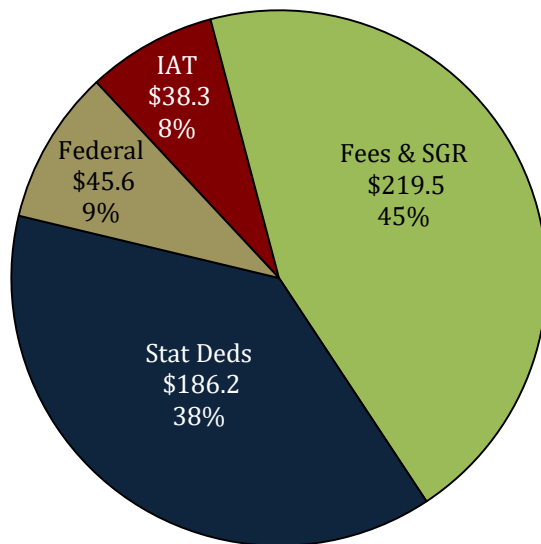




Public Safety

FY20 Proposed Means of Finance

**FY20 Proposed
Total Means of Finance
(In Millions)**



Total \$489.6 m.

Non-SGF Sources of Funding:

Fees and Self-generated Revenues constitute the largest portion of DPS funding at 45 percent. These funds are derived from several sources, such as OMV fees (drivers' licenses, registration, etc.), Fire Marshal fees, and other misc. fees.

Statutory Dedications make up a significant funding source in Public Safety at 38 percent.

The five largest Statutory Dedications sources include:

Riverboat Gaming Enforcement Fund	\$63.6 m.
Insurance Verification System Fund	\$32.3 m.
Louisiana Fire Marshal Fund	\$17.3 m.
Louisiana State Police Salary Fund	\$15.6 m.
Criminal Identification and Information Fund	\$8.5 m.

Interagency Transfers come from OJJ and GOHSEP for back office functions, DOTD for weights and standards policing, security expenses charged to other state agencies, LCLE and GOHSEP grants, insurance recovery, etc.

Federal Funds are derived from the U.S. Departments of Transportation, Justice, Housing and Urban Development, and the EPA, DEA, and FBI.



Public Safety Dedicated Funds

Dedicated Funds	Source of Funding	FY18 Actual	FY19 EOB as of 12-1-18	FY20 Proposed as of 2-22-19
Concealed Handgun Permit Fund	Fees	\$5,402,177	\$4,086,158	\$2,900,000
Criminal Identification and Information Fund	Fees	\$7,450,052	\$7,708,858	\$8,500,000
DPS Peace Officers Fund	Fees	\$168,378	\$268,648	\$268,648
Driver's License Escrow Fund	Fees	\$0	\$0	\$292,077
Explosives Trust Fund	Fees	\$79,455	\$251,182	\$251,182
Handling Fee Escrow Fund	Fees	\$0	\$0	\$6,317,524
Hazardous Materials Emergency Response Fund	Fees	\$31,737	\$106,453	\$106,453
Industrialized Building Program Fund	Fees	\$386,051	\$335,296	\$335,296
Insurance Fraud Investigation Fund	Fees	\$3,720,293	\$4,409,997	\$4,409,997
Insurance Verification System Fund	Fees	\$30,905,082	\$31,835,648	\$32,371,552
La. Life Safety and Property Protection Fund	Fees	\$727,680	\$622,794	\$622,794
Louisiana Fire Marshal Fund	Taxes on fire insurance premiums	\$16,858,487	\$15,941,637	\$17,271,133
La. Manufactured Housing Commission Fund	Fees	\$284,545	\$350,676	\$350,676
La. State Police Salary Fund	Excess collections of taxes for insurance licenses	\$15,600,002	\$15,600,000	\$15,600,000
La. Towing and Storage Fund	Fees	\$219,999	\$330,000	\$330,000
LPG Commission Rainy Day Fund	Fees	\$756,672	\$1,031,100	\$1,172,918
Motorcycle Safety and Operator Training Fund	Fees	\$159,439	\$292,077	\$0
Natural Resource Restoration Trust Fund	Each year an amount equal to the amount of all restoration monies received by the office of the oil spill coordinator from natural resource damage assessments.	\$2,857,557	\$1,200,000	\$0
Oil Spill Contingency Fund	Settlements and judgements	\$2,817,411	\$7,519,613	\$7,506,563
OMV Customer Service and Technology Fund	Fees	\$7,225,453	\$9,409,105	\$6,000,000
P.S. DWI Test Maintenance and Training Fund	Fees	\$349,194	\$440,825	\$440,825
Pari-mutuel Live Racing Fac. Gaming Ctrl. Fund	Taxes (Gaming)	\$2,035,175	\$2,035,177	\$2,035,177
Right to Know Fund	Fees	\$0	\$26,069	\$26,069
Riverboat Gaming Enforcement Fund	Taxes (Gaming)	\$58,796,822	\$67,644,287	\$63,559,772
Sex Offender Registry Technology Fund	Fees	\$25,000	\$25,000	\$25,000
Tobacco Tax Health Care Fund	Taxes (Tobacco)	\$4,741,786	\$4,747,265	\$4,503,569
Two Percent Fire Insurance Fund	Taxes (insurance)	\$860,742	\$2,506,539	\$1,750,000
Underground Damages Prevention Fund	Fees	\$0	\$50,609	\$50,609
Unified Carrier Registration Agreement Fund	Fees	\$2,345,432	\$1,959,056	\$1,959,056
Video Draw Poker Device Fund	Taxes (Gaming)	\$7,282,793	\$7,282,793	\$7,282,793
TOTALS		\$172,087,414	\$188,016,862	\$186,239,683



Public Safety Dedicated Funds

Dedicated Fund Review Subcommittee recommendation and *any subsequent legislative action taken during the 2018 Regular Session:*

Insurance Fraud Investigation Fund = No change

Motorcycle Safety and Operator Training Fund = Eliminate dedication and reclassify as Fees and Self-generated Revenues [Changed from a fund to an account effective July 1, 2020 pursuant to Act 612 (SB 400) of the 2018 Regular Session]

New Orleans Public Safety Fund = Elimination (\$0 balance) [Eliminated effective July 1, 2020 pursuant to Act 612 (SB 400) of the 2018 Regular Session]

Pari-mutuel Live Racing Facility Gaming Control Fund = No change

Riverboat Gaming Enforcement Fund = No change

Sex Offender Registry Technology Fund = Eliminate dedication and reclassify as Fees and Self-generated Revenues [Changed from a fund to an account effective July 1, 2020 pursuant to Act 612 (SB 400) of the 2018 Regular Session]

Tobacco Tax Health Care Fund = Eliminate [No legislative action]

Two Percent Fire Insurance Fund = No change

Video Draw Poker Device Fund = No change

Dedicated Fund Review Subcommittee recommendation

Oil Spill Contingency Fund = No change



Public Safety Categorical Expenditures FY18, FY19, and FY20

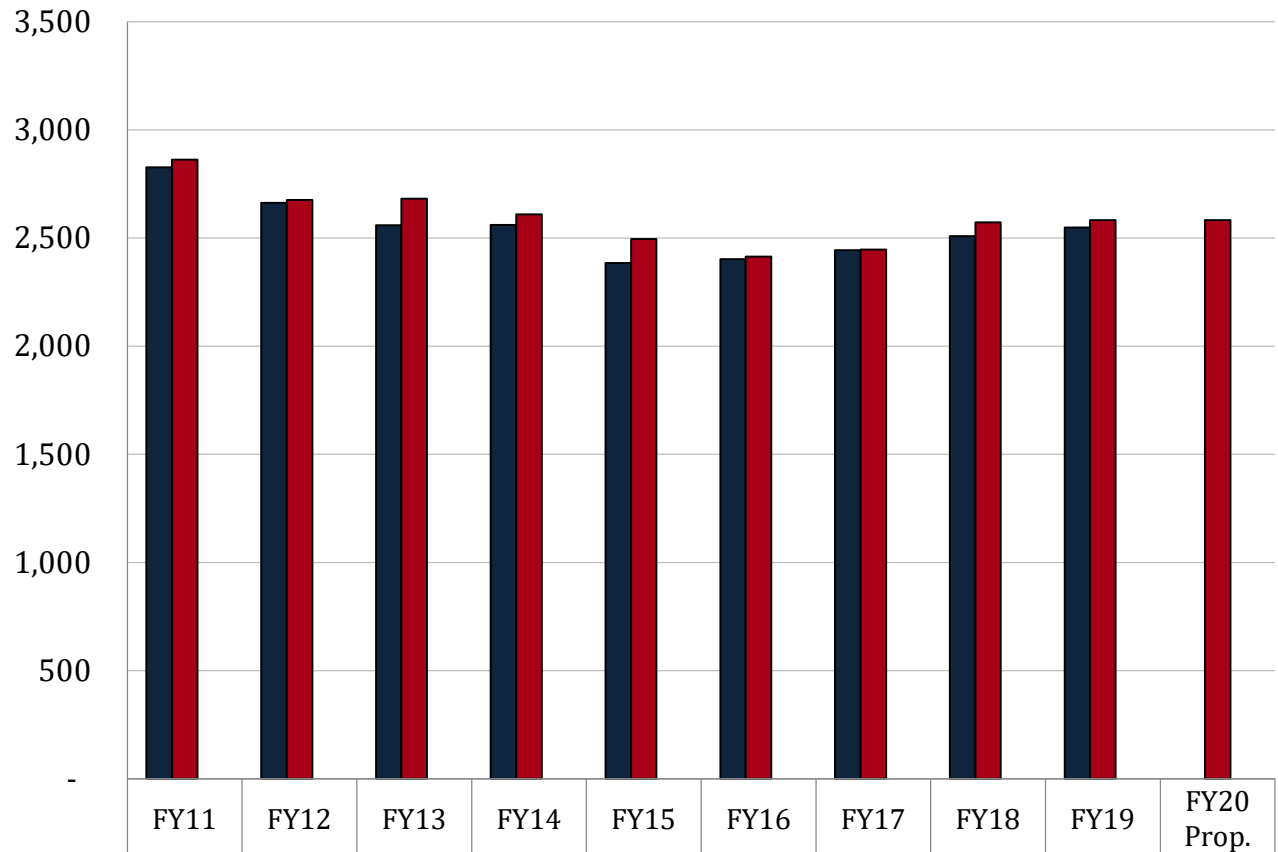
Expenditure Category	FY18 Actual	FY19 EOB (as of 12-01-18)	FY20		Difference FY19 to FY20
			Proposed Budget	Category as Percent of Total	
Personal Services:	\$281,737,508	\$289,964,587	\$304,013,090	62.1%	\$14,048,503
Salaries	\$174,142,542	\$176,891,078	\$187,567,617	38.3%	\$10,676,539
Other Compensation	\$5,422,087	\$6,713,540	\$6,713,540	1.4%	\$0
Related Benefits	\$102,172,879	\$106,359,969	\$109,731,933	22.4%	\$3,371,964
Operating Expenses:	\$31,627,803	\$36,611,902	\$36,532,168	7.5%	(\$79,734)
Travel	\$1,019,696	\$1,774,956	\$1,774,956	0.4%	\$0
Operating Services	\$15,200,196	\$16,898,225	\$16,898,225	3.5%	\$0
Supplies	\$15,407,911	\$17,938,721	\$17,858,987	3.6%	(\$79,734)
Professional Services	\$3,446,944	\$6,693,130	\$6,693,130	1.4%	\$0
Other Charges:	\$91,243,326	\$144,773,409	\$142,346,001	29.1%	(\$2,427,408)
Other Charges	\$48,765,988	\$86,144,781	\$78,907,502	16.1%	(\$7,237,279)
Debt Service	\$0	\$0	\$0	0.0%	\$0
Interagency Transfers	\$42,477,338	\$58,628,628	\$63,438,499	13.0%	\$4,809,871
Acquisitions & Major Repairs:	\$0	\$13,050	\$0	0.0%	(\$13,050)
Acquisitions	\$0	\$13,050	\$0	0.0%	(\$13,050)
Major Repairs	\$0	\$0	\$0	0.0%	\$0
Total Expenditures	\$408,055,581	\$478,056,078	\$489,584,389	100.0%	\$11,528,311



Public Safety

FTEs, Authorized Positions, and Other Charges Positions

Total FY20 Proposed Authorized Positions of 2,583 are 7.7% of Total State FY20 Proposed Authorized Positions of 33,675.



■ Total FTEs (as of July 1 of each fiscal year)	2,827	2,663	2,559	2,560	2,385	2,402	2,443	2,509	2,548	-
■ Total Authorized Positions (Enacted)	2,862	2,675	2,681	2,609	2,495	2,414	2,446	2,572	2,583	2,583
■ Authorized Other Charges Positions	-	-	-	-	-	-	-	-	-	-

Notes:

Data for Total FTEs uses the first weekly employment report published by State Civil Service in July at the start of the named fiscal year.

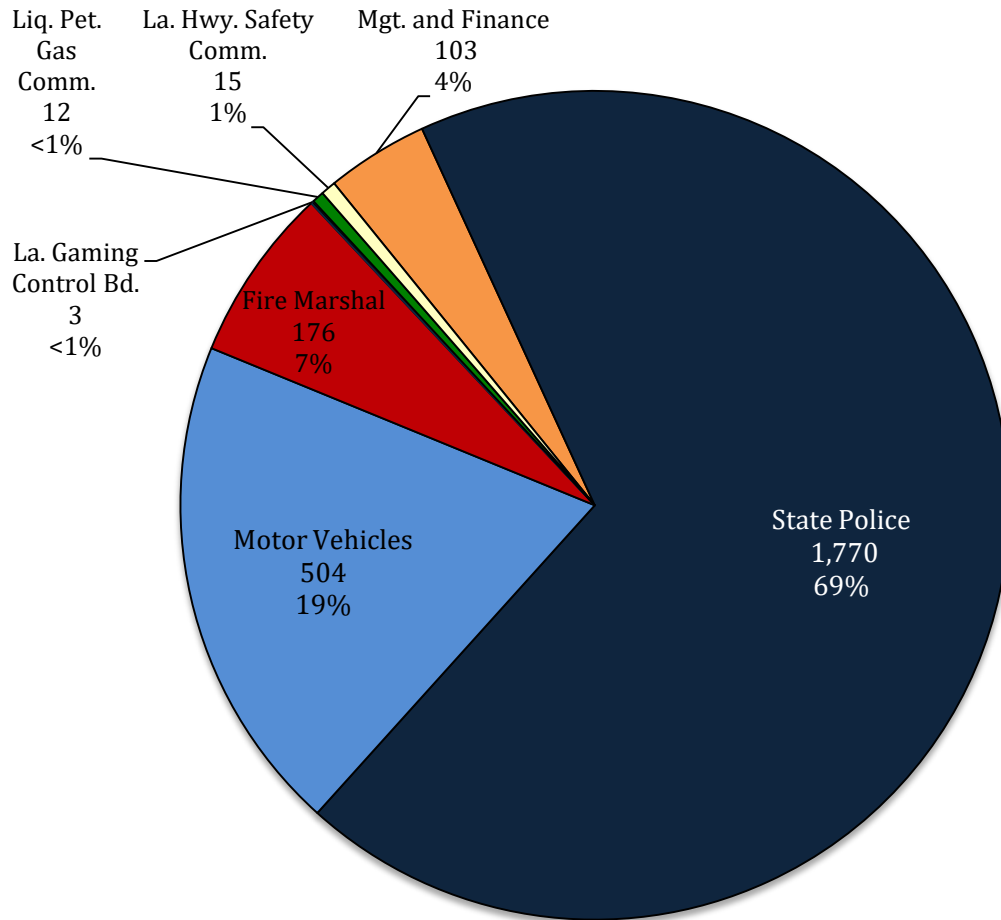
Data for Total Authorized Positions uses fiscal year enacted levels, except for FY20 Proposed.

Data for Other Charges Positions are reflected in the Proposed Budget per Act 377 of the 2013 Regular Legislative Session (beginning in FY15).



Public Safety

FY20 Proposed Total Authorized Positions by Agency



La. Highway Safety Comm.	
Administrative	15

Administers traffic safety programs focused on human behavior; information and education; etc.

Liquefied Petroleum Gas Comm.	
Administrative	12

Regulates and enforces distribution, handling, and usage of liquefied petroleum gas and anhydrous ammonia.

Management and Finance	
Mgt. and Finance	103

Legal, purchasing, procurement, budget, accounting, audit, HR, etc.

State Police	
Traffic Enforcement	986
Criminal Investigation	184
Operational Support	407
Gaming Enforcement	193

Superintendent; troopers; weights and standards; hazardous materials; Oil Spill Coordinator; crime lab staff; Capitol Park security; etc.

Motor Vehicles	
Licensing	504

Vehicle registration, plates, and titles; issuing driver's licenses; suspending or revoking licenses and plates; document management; etc.

Fire Marshal	
Fire Prevention	176

Inspections; plan review; arson investigations; emergency services; fire safety education; etc.

La. Gaming Control Board	
La. Gaming Control Board	3

Administration of and responsibility for ensuring that known disqualified and unsuitable persons are denied a gaming license or permit.



Public Safety

Statewide Adjustments Proposed for FY20

State General Fund (Direct)	Interagency Transfers	Fees and Self-generated Revenues	Statutory Dedications	Federal Funds	Total	T.O.	Adjustment
\$0	\$0	\$1,297,653	\$907,216	\$17,804	\$2,222,673	0	Market Rate Salary Adjustment – Classified
\$0	\$0	\$98,523	\$500,742	\$3,489	\$602,754	0	Civil Service Training Series Adjustment
\$0	\$0	\$1,676,733	(\$1,342,444)	(\$53,277)	\$281,012	0	Related Benefits Base Adjustment
\$0	\$0	\$1,101,712	\$554,500	\$26,809	\$1,683,021	0	Retirement Rate Adjustment
\$0	\$0	\$186,515	\$326,927	\$3,123	\$516,565	0	Group Insurance Rate Adjustment for Active Employees
\$0	\$0	\$359,609	\$75,126	\$2,903	\$437,638	0	Group Insurance Rate Adjustment for Retirees
\$0	\$0	\$5,386,579	\$3,335,242	(\$105,285)	\$8,616,536	0	Salary Base Adjustment
\$0	\$0	(\$659,139)	(\$342,942)	\$0	(\$1,002,081)	0	Attrition Adjustment
\$0	\$0	\$0	(\$13,050)	\$0	(\$13,050)	0	Non-Recurring Acquisitions & Major Repairs
(\$51,504)	\$0	(\$3,365,544)	(\$5,207,747)	(\$81,753)	(\$8,706,548)	0	Non-recurring Carryforwards
\$0	\$0	\$1,732,376	\$55,494	(\$3,124)	\$1,784,746	0	Risk Management
\$0	\$0	\$0	\$101,843	\$0	\$101,843	0	Legislative Auditor Fees
\$0	\$0	\$20,934	\$6,638	\$0	\$27,572	0	Rent in State-Owned Buildings
\$0	\$0	\$4,515	(\$17)	\$0	\$4,498	0	Maintenance in State-Owned Buildings
\$0	\$0	\$243	\$5,462	\$0	\$5,705	0	Capitol Police
\$0	\$0	\$4,789	\$718	\$289	\$5,796	0	UPS Fees
\$0	\$0	\$8,913	(\$118)	(\$185)	\$8,610	0	Civil Service Fees
\$0	\$0	\$100,189	\$751	\$0	\$100,940	0	State Treasury Fees
\$0	\$0	\$1,620,236	\$179,874	\$5,654	\$1,805,764	0	Office of Technology Services (OTS)
\$0	\$0	\$787,375	\$0	\$0	\$787,375	0	Administrative Law Judges
\$0	\$0	(\$20,774)	\$7,163	(\$16,391)	(\$30,002)	0	Office of State Procurement
\$0	\$0	(\$3,441)	\$0	\$0	(\$3,441)	0	Topographic Mapping
(\$51,504)	\$0	\$10,337,996	(\$848,622)	(\$199,944)	\$9,237,926	0	Total Statewide Adjustments



Public Safety

Significant Adjustments for FY20

Significant Increases for FY20

Increase	Source	T.O.	Agency	Description
\$5,000,000	Statutory Dedications	0	Motor Vehicles - Licensing	Increases the OMV Customer Service Technology Fund to provide for technology related projects, including the OMV Reengineering Project.
\$3,456,304	Fees and Self-generated Revenues	0	State Police – Traffic Enforcement	Provides for state trooper overtime pay.

Significant Decreases for FY20

Decrease	Source	T.O.	Agency	Description
(\$2,731,844)	Statutory Dedications	0	Fire Marshal – Fire Prevention	Reduces the Louisiana Fire Marshal Fund to align with REC projections. <i>REC adjusted forecast would further reduce by \$800 k. to about \$3.5 million.</i>
(\$2,200,000)	Federal	0	La. Hwy. Safety Comm. – Administrative	Reduces Federal funds for Hazard Elimination payments made to DOTD.
(\$1,200,000)	Statutory Dedications	0	State Police – Traffic Enforcement	Decreases funding from the Natural Resource Restoration Trust Fund after completion of a one-time project.
(\$34,075)	Statutory Dedications	0	State Police – Operational Support	Reduces the Tobacco Tax Health Care Fund to align with REC projections.



Public Safety

Significant Adjustments for FY20

Means of Financing Substitutions for FY20

FSGR	SD	Purpose	Agency
\$345,068	(\$345,068)	Decreases the Concealed Handgun Permit Fund by (\$1,186,158) and increases the Criminal Identification and Information Fund by \$841,090 and Fees and Self-generated Revenues by \$345,068 based on agency projections.	State Police – Operational Support
\$209,621	(\$209,621)	Decreases the Tobacco Tax Health Care Fund due to REC projections and increases Fees and Self-generated Revenues.	State Police - Operational Support
\$5,751,247	(\$5,751,247)	Decreases the OMV Customer Service Technology Fund and increases Fees and Self-generated Revenues.	Motor Vehicles - Licensing
(\$4,343,298)	\$4,343,298	Decreases the OMV Customer Service Technology Fund by (\$1,974,226) and Fees and Self-generated Revenues by (\$4,343,298); and increases the Driver's License Handling Fee Escrow Fund by \$6,317,524 based on agency projections.	Motor Vehicles - Licensing



Comparison Adjustments to the State General Fund in the FY20 Continuation, Standstill and Proposed Budgets FY19 EOB, HB103, and HB105 Comparison

Public Safety Services	FY19 EOB	FY20 Proposed Budget	FY20 Continuation Budget	FY20 Standstill Budget	DIFFERENCE					
					CONTINUATION OVER/(UNDER) FY19 EOB	STANDSTILL OVER/(UNDER) FY19 EOB	CONTINUATION OVER/(UNDER) STANDSTILL	PROPOSED OVER/(UNDER) CONTINUATION	PROPOSED OVER/(UNDER) STANDSTILL	PROPOSED OVER/(UNDER) FY19 EOB
STATE GENERAL FUND	\$51,504	\$0	\$1,502,297	\$1,502,297	\$1,450,793	\$1,450,793	\$0	(\$1,502,297)	(\$1,502,297)	(\$51,504)

Continuation Budget, Standstill Budget, and Proposed Budget

Continuation and Standstill budgets for Public Safety include recommendations of \$1.5 million for Inflation costs offset by non-recurring carryforwards of \$51,504. In the FY20 Proposed Budget, \$0 in State General Fund is recommended for Public Safety.

Difference between the Governor's Proposed Budget (HB 103 by Rep. Leger) and House Bill No. 105 by Rep. Henry

For this department, there is no difference between the FY20 budget proposed by the governor (HB 103) and the amount contained in HB 105. The \$51,504 SGF from FY19 EOB is a non-recurring carryforward.

DEPARTMENT	EOB as of 12/01/2018	HB 103 REP. LEGER	HB 105 REP. HENRY	HB 105 OVER/(UNDER) HB 103
Public Safety Services	\$51,504	\$0	\$0	\$0



Public Safety

Budget Issues for FY20

State Police Overtime Pay

- Overtime pay was reduced by roughly \$3.5 million/\$4 million in FY19
- Overtime pay for FY20 is proposed at \$14.8 million
 - FY20 expenses for overtime are projected to be as high as \$22 million, leaving a potential need of over \$7 million

Staffing Shortages at OMV Field Offices

- Position reductions over the last 10 years have cut staff by 31.7 percent
 - FY09 Actual T.O. = 738; FY19 EOB T.O. = 504
 - Fewer staff lead to increased wait times for citizens
- Twenty (20) T.O. needed to manage the International Registration Plan program within OMV
 - The program had been outsourced to Xerox, but the company is no longer willing to provide specified services
 - Staff pulled from other field offices to administer the program

No funding for trooper cadet class for FY20

Shortage in Fire Marshal Fund

- \$3.5 million reduction in FY20 Proposed
 - REC Forecast number increases initial reduction of \$2.7 million by about \$800 k.
 - \$700 k. reduction in FY19
- Yearly increases in Statewide Adjustments continue to cut into the fund
 - No new budget requests have been funded



Public Safety – Audit Findings

Public Safety Services

December 10, 2018

Department of Public Safety (DPS) employees did not follow policies to ensure their time sheets were accurate, timely certified, properly approved, and reflected hours actually worked. Also, employees did not adhere to department policies and procedures requiring adequate support and timely review of purchases made on the LaCarte card and ensuring that purchases were not artificially divided. In addition, DPS officials could not provide documentation showing that \$2.4 million from the New Orleans Public Safety Fund was spent for public safety services in the New Orleans area as required. The Office of State Police also did not ensure all property purchased was properly tagged, timely recorded in the state property system, and properly safeguarded in accordance with state property regulations. The Office of the State Fire Marshal did not have adequate controls in place to ensure all amusement ride inspection fees were collected, appropriately supported, and timely deposited in accordance with state regulations. For the third consecutive year, DPS failed to ensure funds were drawn down according to federal regulations for the Alcohol Open Container Requirements and the Minimum Penalties for Repeated Offenders for Driving While Intoxicated programs. The audit report also noted an Office of Motor Vehicles internal investigation that found \$98,507 in customer payments missing and resulted in three OMV employees being charged with theft. An employee of a Public Tag Agency was charged with computer fraud and filing or maintaining false records, as well. In addition, an internal DPS audit of the Louisiana Highway Safety Commission (LHSC) found multiple issues related to LHSC's federal awards from the National Highway Traffic Safety Administration.