



# Louisiana Senate Finance Committee



## FY19 Executive Budget

### 03 – Department of Veterans Affairs

April 2018

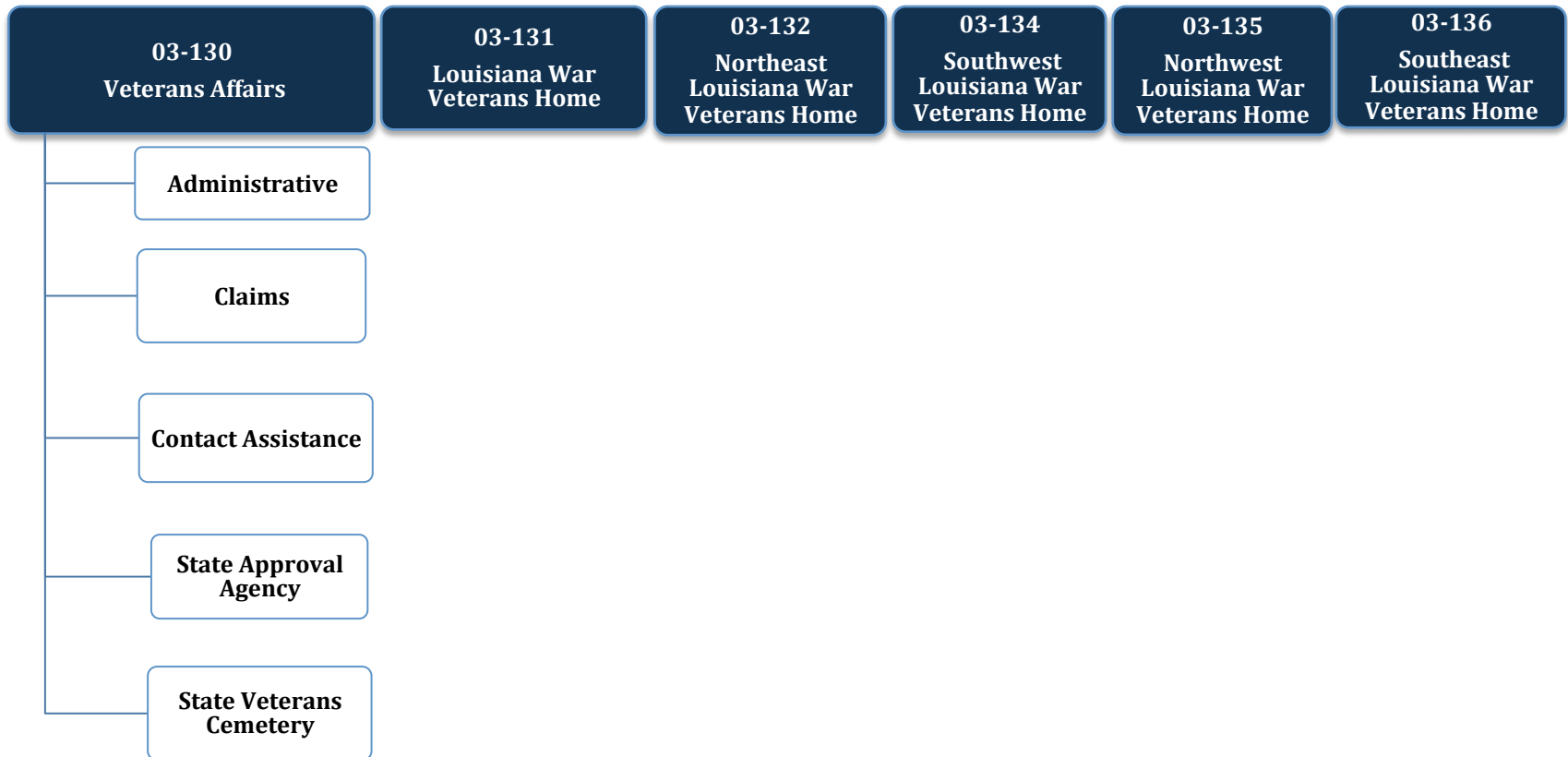
*Sen. John A. Alario, President*  
*Sen. Eric LaFleur, Chairman*



# FY19 Executive Budget

## Schedule 03 — Veterans Affairs Agencies

Departmental mission: “To provide comprehensive care and quality service to Louisiana’s Veterans and their families with regard to health care, education, disability benefits, long-term care and burial honors.”





# Veterans Affairs

## FY19 Recommended Total Authorized Positions by Agency

### Department of Veterans Affairs

**Administrative Program** - *Provides the service programs of the Department, as well as the Louisiana War Veterans Home, Northeast Louisiana War Veterans Home, Northwest Louisiana War Veterans Home, Southwest Louisiana War Veterans Home, and Southeast Louisiana War Veterans Home with administrative and support personnel, assistance, and training necessary to carry out the efficient operation of the activities.*

**Claims Program** - *Assists veterans and/or their dependents to receive any and all benefits to which they are entitled under federal law.*

**Contact Assistance Program** - *Informs veterans and/or their dependents of federal and state benefits to which they are entitled, and assists in applying for and securing these benefits; and operates offices throughout the state.*

**State Approval Agency** - *Conducts inspections and provides technical assistance to programs of education pursued by veterans and other eligible persons under statute. The program also works to ensure that programs of education, job training, and flight schools are approved in accordance with Title 38, relative to plan of operation and veteran's administration contract.*

**State Veterans Cemetery** - *State Veterans Cemetery consists of the Northwest Louisiana State Veterans Cemetery in Keithville, Louisiana, the Central Louisiana State Veterans Cemetery in Leesville, Louisiana, the Southeast Louisiana Veterans Cemetery in Slidell, Louisiana, and the Northeast Louisiana Veterans Cemetery in Rayville, Louisiana.*

**Veterans Homes** - *Provide medical and nursing care to eligible Louisiana veterans in an effort to return the veteran to the highest physical and mental capacity. There are 5 veterans homes across the state.*

# Louisiana's War Veterans Homes

NW La.  
War  
Veterans  
Home

Bossier City

NE La.  
War  
Veterans  
Home

Monroe

La.  
War Veterans  
Home

Jackson

SW La.  
War  
Veterans  
Home

Jennings

SE La.  
War  
Veterans  
Home

Reserve



# Louisiana's War Veterans Cemeteries

NW La.  
War  
Veterans  
Cemetery

Keithville

NE La.  
War  
Veterans  
Cemetery

Rayville

Central  
La.  
War  
Veterans  
Cemetery

Leesville

SE La.  
War  
Veterans  
Cemetery

Slidell



# Veterans Affairs

## FY17, FY18, and FY19 Comparison

### Total Funding — All Means of Finance

Total Funding	FY17 Actual	FY18 Enacted	FY18 EOB as of 12-1-17	FY19 Recommended
Veterans Affairs	\$ 8,466,980	\$ 9,382,757	\$ 9,983,245	\$ 9,495,001
LA War Vets Home	\$ 10,405,225	\$ 10,575,533	\$ 10,575,533	\$ 9,668,658
NELA War Vets	\$ 10,434,717	\$ 11,335,119	\$ 11,396,308	\$ 12,115,044
SWLA War Vets	\$ 11,010,028	\$ 11,676,763	\$ 12,109,710	\$ 13,065,939
NWLA War Vets	\$ 10,422,584	\$ 11,327,779	\$ 11,327,779	\$ 12,317,670
SELA War Vets	\$ 11,441,295	\$ 12,782,955	\$ 12,912,504	\$ 14,249,724
<b>TOTAL</b>	<b>\$ 62,180,829</b>	<b>\$ 67,080,906</b>	<b>\$ 68,305,079</b>	<b>\$ 70,912,036</b>
Total Authorized FTEs	840	840	842	843

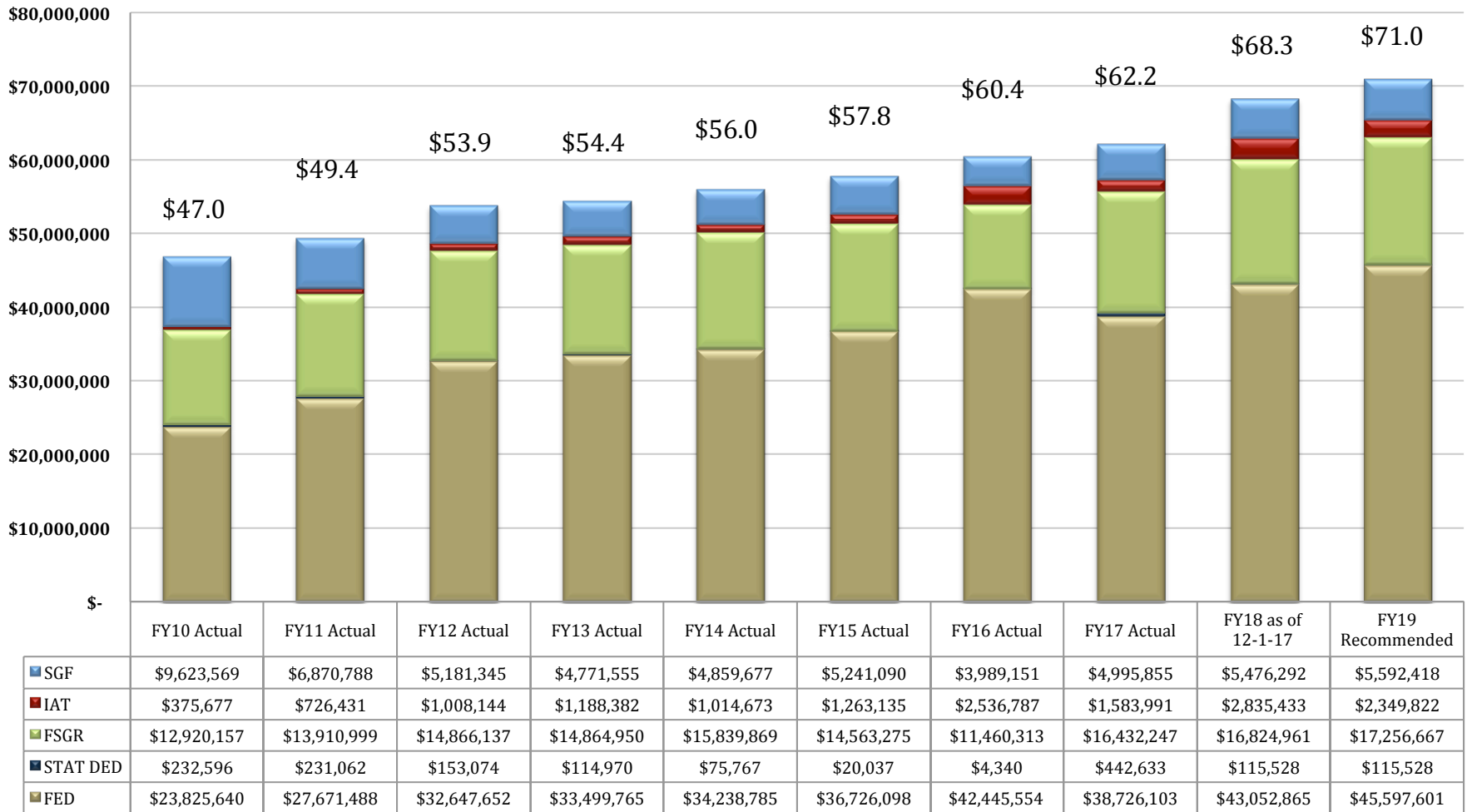


# Veterans Affairs

## Changes in Funding since FY10

**Total Budget by Fiscal Year and Means of Finance  
(in \$ millions)**

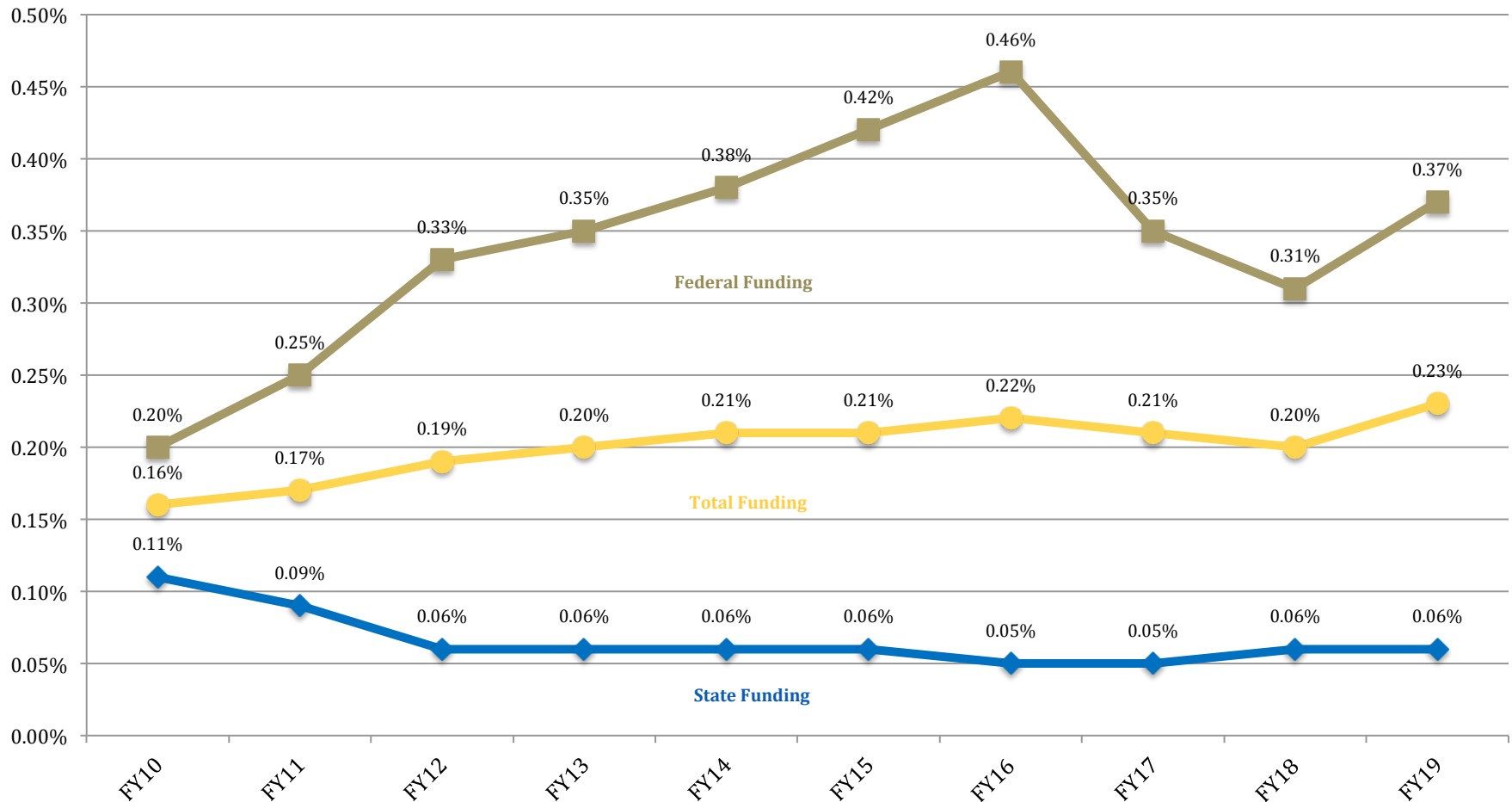
Change from FY10 to FY19 is +51.1%.





# Veterans Affairs Changes in Funding since FY10

Veterans Affairs' Budget as a Portion of the Total State Budget

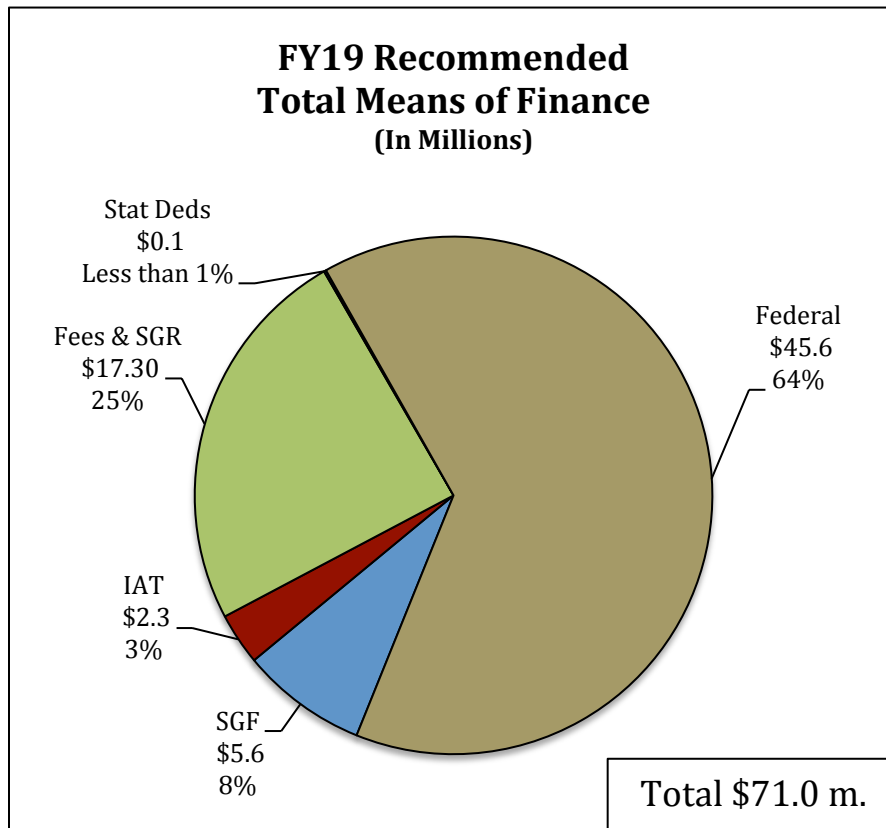






# Veterans Affairs

## FY19 Recommended Means of Finance



### Non-SGF Sources of Funding:

Non-State General Fund funding sources for the Department of Veterans Affairs includes dollars derived from Interagency Transfers, Fees and Self-generated Revenues, Statutory Dedications, and Federal Funds.

**Statutory Dedications** come from the Louisiana Military Family Assistance Fund.

**Interagency Transfers** are derived from other Veterans Affairs agencies and homes.

**Fees and Self-generated Revenues** are derived from each parish's contribution towards providing a veterans service office. Fees and Self-generated Revenues for Veterans Homes are derived from the residents' ability to pay for part of their care and from employees and visitors purchasing meal tickets.

**Federal Funds** are derived from the U.S. Department of Veterans Affairs. Federal Funds for the Homes are derived from the Veterans Administration for patient care days based on a reimbursement rate of \$102.38 per day for the care of each veteran housed as reflected in the daily census and the Medicare eligible residents cost reimbursement from the U.S. Department of Veterans Affairs.



# Veterans Affairs Dedicated Funds

## FY17, FY18, and FY19

Dedicated Funds	Source of Funding	FY17 Actual	FY18 EOB	FY19 Recommended
Louisiana Military Family Assistance Fund	Tax return donations.	\$442,633	\$115,528	\$115,528
<b>TOTALS</b>		<b>\$442,633</b>	<b>\$115,528</b>	<b>\$115,528</b>



# Veterans Affairs Expenditures

## FY17, FY18, and FY19

Expenditure Category	FY17 Actual	FY18 EOB	FY19 Recommended	Percent Change FY18 EOB vs. FY19 Recommended
<b>Personal Services:</b>	<b>\$44,734,893</b>	<b>\$46,520,525</b>	<b>\$49,705,463</b>	<b>6.8</b>
Salaries	\$30,411,671	\$30,361,430	\$32,855,852	8.2
Other Compensation	\$1,033,599	\$775,555	\$1,283,708	65.5
Related Benefits	\$13,289,623	\$15,383,540	\$15,565,903	1.2
<b>Operating Expenses:</b>	<b>\$8,304,534</b>	<b>\$8,978,886</b>	<b>\$9,722,515</b>	<b>8.3</b>
Travel	\$157,504	\$172,500	\$172,500	-
Operating Services	\$3,191,076	\$3,332,494	\$3,209,679	(3.7)
Supplies	\$4,955,954	\$5,473,892	\$6,340,336	15.8
<b>Professional Services</b>	<b>\$2,868,448</b>	<b>\$3,923,575</b>	<b>\$3,656,488</b>	<b>(6.8)</b>
<b>Other Charges:</b>	<b>\$5,404,286</b>	<b>\$6,343,901</b>	<b>\$5,734,562</b>	<b>(9.6)</b>
Other Charges	\$785,301	\$568,131	\$568,131	-
Debt Service	\$0	\$0	\$0	-
Interagency Transfers	\$4,618,985	\$5,775,770	\$5,166,431	(10.5)
<b>Acquisitions &amp; Major Repairs:</b>	<b>\$868,668</b>	<b>\$2,538,192</b>	<b>\$2,093,008</b>	<b>(17.5)</b>
Acquisitions	\$724,602	\$1,979,355	\$873,595	(55.9)
Major Repairs	\$144,066	\$558,837	\$1,219,413	118.2
<b>Total Expenditures</b>	<b>\$62,180,829</b>	<b>\$68,305,079</b>	<b>\$70,912,036</b>	<b>3.8</b>



# Veterans Affairs

## Total Statewide Adjustments for FY19

03\_VETS  
Department of Veterans Affairs  
ADJUSTMENTS TO EXISTING OPERATING BUDGET  
SIFO 3

GEN. FUND	I.A.T.	SELF-GEN.	STAT. DED.	I.E.B.	FEDERAL	TOTAL	T.O.	DESCRIPTION
\$5,476,292	\$2,835,433	\$16,824,961	\$115,528	\$0	\$43,052,865	\$68,305,079	842	Existing Oper Budget as of 12/01/17
<b>A. STATEWIDE STANDARDS</b>								
\$54,480	\$0	\$53,485	\$0	\$0	\$268,000	\$375,965	0	2% General Increase Annualization Classified
\$13,253	\$0	\$9,809	\$0	\$0	\$44,205	\$67,267	0	Structural Annualization Classified
\$173,838	\$0	\$171,098	\$0	\$0	\$871,486	\$1,216,422	0	Market Rate Classified
\$18,254	\$0	\$5,340	\$0	\$0	\$19,716	\$43,310	0	Civil Service Training Series
(\$61,907)	\$0	(\$17,089)	\$0	\$0	\$313,221	\$234,225	0	Related Benefits Base Adjustment
\$147	\$0	\$0	\$0	\$0	\$0	\$147	0	Retirement Rate Adjustment
\$83,901	\$66,232	\$332,725	\$0	\$0	\$1,516,635	\$1,999,493	0	Salary Base Adjustment
(\$82,916)	\$0	(\$340,002)	\$0	\$0	(\$789,692)	(\$1,212,610)	0	Attrition Adjustment
\$0	\$0	(\$209,270)	\$0	\$0	(\$313,903)	(\$523,173)	(10)	Personnel Reductions
\$0	\$0	\$582,680	\$0	\$0	\$1,423,830	\$2,006,510	0	Acquisitions & Major Repairs
(\$91,884)	\$0	(\$287,856)	\$0	\$0	(\$2,386,723)	(\$2,766,463)	0	Non-Recurring Acquisitions & Major Repairs
\$0	(\$200,000)	(\$129,549)	\$0	\$0	(\$169,136)	(\$498,685)	0	Non-recurring Carryforwards
\$3,783	\$0	\$0	\$0	\$0	(\$161,668)	(\$157,885)	0	Risk Management
(\$25,859)	\$0	\$0	\$0	\$0	\$0	(\$25,859)	0	Legislative Auditor Fees
(\$7,195)	\$0	\$0	\$0	\$0	\$0	(\$7,195)	0	Rent in State-Owned Buildings
\$217	\$0	\$0	\$0	\$0	\$0	\$217	0	Capitol Park Security
(\$33)	\$0	(\$959)	\$0	\$0	(\$615)	(\$1,607)	0	UPS Fees
\$2,679	\$0	\$0	\$0	\$0	(\$7,459)	(\$4,780)	0	Civil Service Fees
\$727	\$0	\$0	\$0	\$0	\$0	\$727	0	State Treasury Fees
\$40,433	\$0	\$5,223	\$0	\$0	\$106,967	\$152,623	0	Office of Technology Services (OTS)



# Veterans Affairs

## Total Statewide Adjustments for FY19

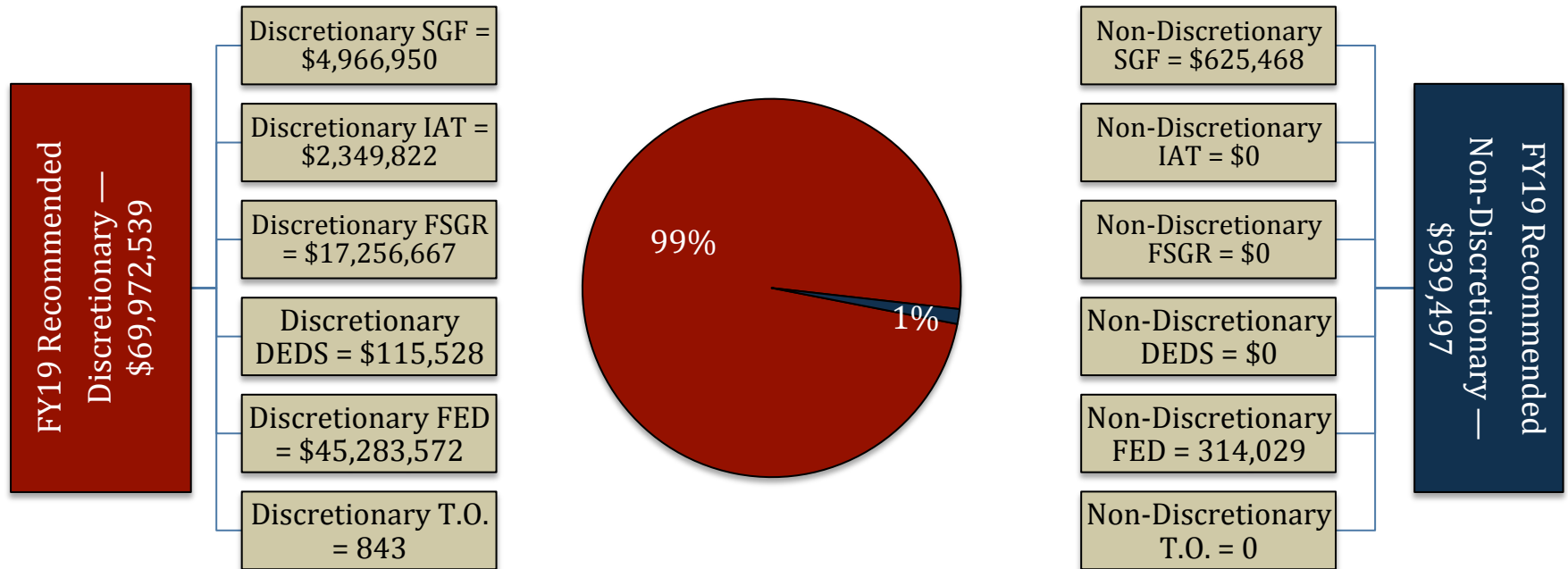
(\$5,792)	\$0	\$0	\$0	\$0	\$39,793	\$34,001	0	Office of State Procurement
\$0	(\$351,843)	\$351,843	\$0	\$0	\$0	\$0	0	TOTAL MEANS OF FINANCING SUB ADJUSTMENT
\$0	\$0	\$0	\$0	\$0	(\$204,004)	(\$204,004)	0	TOTAL NON-RECURRING OTHER ADJUSTMENT
\$0	\$0	(\$95,772)	\$0	\$0	\$1,780,451	\$1,684,679	11	TOTAL OTHER ADJUSTMENTS ADJUSTMENT
\$5,592,418	\$2,349,822	\$17,256,667	\$115,528	\$0	\$45,597,601	\$70,912,036	843	Total Budget
\$116,126	(\$485,611)	\$431,706	\$0	\$0	\$2,544,736	\$2,606,957	1	Total Adjustments





# Veterans Affairs

## FY19 Discretionary/Non-Discretionary Comparison



Total Discretionary Funding by Office		
Department of Veterans Affairs	\$ 8,869,533	13%
LA War Veterans Home	\$ 9,668,658	14%
Northeast LA War Veterans Home	\$ 12,060,794	17%
Southwest LA War Veterans Home	\$ 12,806,160	18%
Northwest LA War Veterans Home	\$ 12,317,670	18%
Southeast LA War Veterans Home	\$ 14,249,724	20%
<b>Total Discretionary</b>	<b>\$ 69,972,539</b>	<b>100%</b>

Total Non-Discretionary Funding by Type		
Needed for Debt Service	\$ 191,990	20%
Unavoidable Obligations	\$ 747,507	80%
<b>Total Non-Discretionary</b>	<b>\$ 939,497</b>	<b>100%</b>

*Debt Service = Rent in State-owned Buildings*

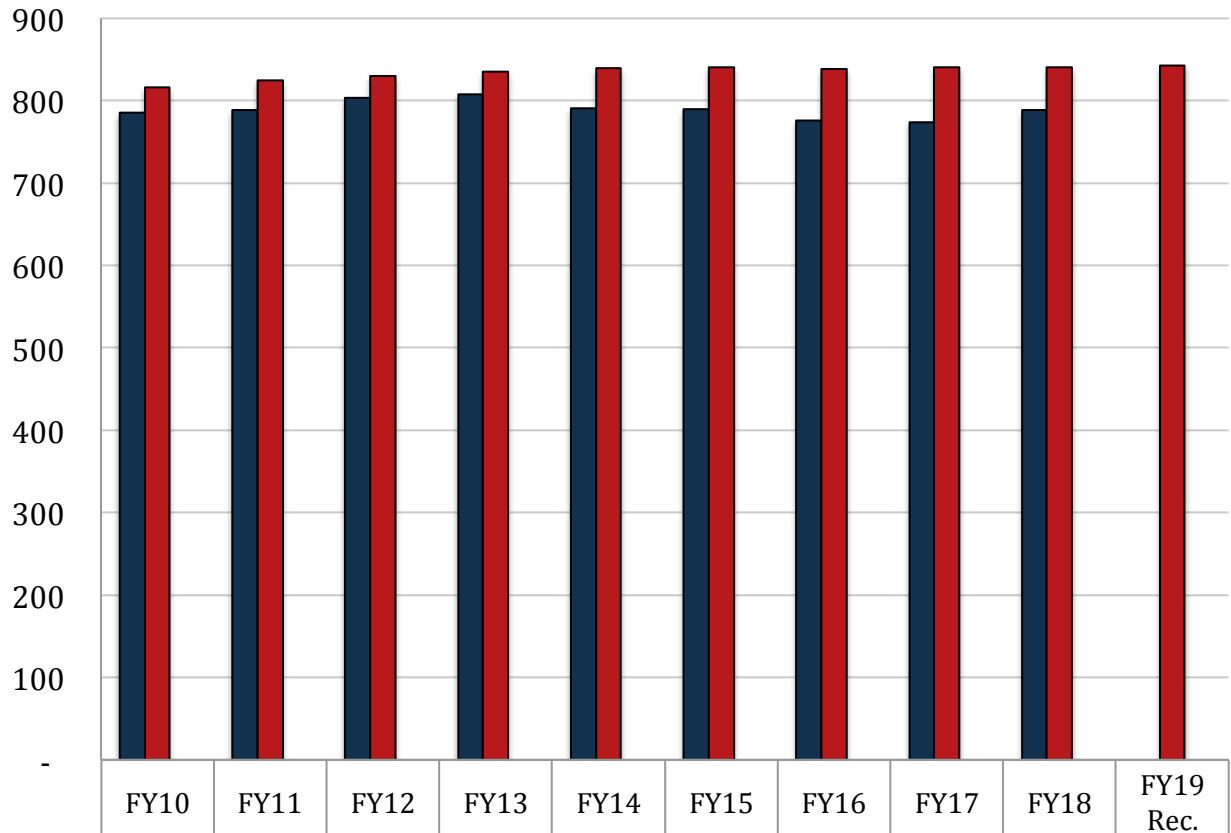
*Unavoidable Obligations = Retirees Group Insurance; Maintenance in State-owned Buildings; and Legislative Auditor Fees.*



# Veterans Affairs

## FTEs, Authorized Positions, and Other Charges Positions

Total FY19  
Recommended  
Authorized Positions  
of 843 are 2.5% of  
Total State FY19  
Recommended  
Authorized Positions  
of 33,301.



	FY10	FY11	FY12	FY13	FY14	FY15	FY16	FY17	FY18	FY19 Rec.
■ Total FTEs (as of July 1 of each fiscal year)	785	788	803	808	791	790	776	774	788	-
■ Total Authorized Positions (Enacted)	816	825	830	835	839	840	838	840	840	843
■ Authorized Other Charges Positions	-	-	-	-	-	-	-	-	-	-

### Notes:

Data for Total FTEs uses the first weekly employment report published by State Civil Service in July at the start of the named fiscal year.

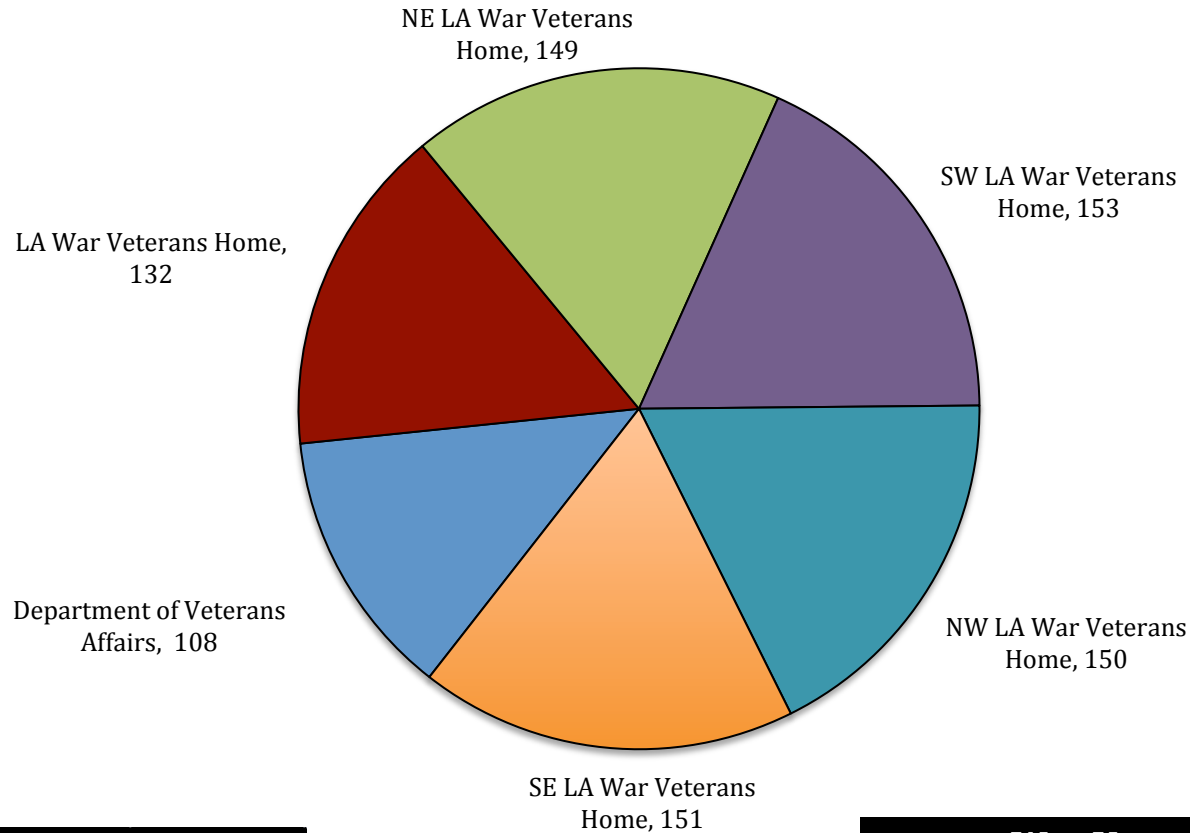
Data for Total Authorized Positions uses fiscal year enacted levels, except for FY18 Recommended.

Data for Other Charges Positions are reflected in the Executive Budget per Act 377 of the 2013 Regular Legislative Session (beginning in FY15).



# Veterans Affairs

## FY19 Recommended Total Authorized Positions by Agency



### Department of Veterans Affairs

Administrative	15
Claims	7
Contact Assistance	59
State Approval Agency	3
State Veterans Cemetery	24

### War Veterans Homes

Louisiana War Veterans Home	132
Northeast LA War Veterans Home	149
Southwest LA War Veterans Home	153
Northwest LA War Veterans Home	150
Southeast LA War Veterans Home	151



# Veterans Affairs

## Significant Increases for FY19

Increase	Source	T.O.	Agency	Description
\$418,438	Federal	0	Veterans Homes	Provides for an increase in Federal funding to align Homes with projected FY19 collections. (LA War Vets - \$22,496; NELA Vets - \$28,795; SWLA Vets - \$317,048; and SELA Vets - \$50,099)
\$667,979	Federal	0	Veterans Homes	Provides for an increase in Federal funding due to Veterans Homes moving their pharmacy services in-house in order to receive Federal reimbursement for medication purchased for residents in the homes through the in-house pharmacies. (NELA Vets - \$100,000; SWLA Vets - \$159,671; and NWLA Vets - \$408,308)
\$134,073	Federal	0	Northwest LA War Veterans Home	Provides for an increase in Federal Funding to provide for contracts with backup and relief pharmacists to support the new in-house pharmacy and help to ensure compliance with Federal guidelines.



# Veterans Affairs

## Significant Decreases for FY19

Decrease	Source	T.O.	Agency	Description
(\$204,004)	Federal	0	Veterans Affairs	Terminates funding for the Troops to Teachers activity being eliminated on the Federal level.
(\$435,484)	Fees and Self-Generated Revenues	0	LA Veterans Home	Reduces Fees and Self-Generated Revenues due to the reduction of the number of certified beds from 161 to 129.
(\$180,961)	Federal	0	Veterans Affairs	Non-recurs Federal Funds for Interagency Transfers expenditures added for the Veterans Cemeteries in the FY18 budget to reimburse funds borrowed from one of the Veterans homes to make repairs at cemeteries.





# Veterans Affairs

## Significant Means of Financing Substitutions for FY19

MOF Swap	Source	T.O.	Agency	Description
(\$351,843)	Interagency Transfers	0	Southeast LA Veterans Home	Replaces funds received by Interagency Transfers for the centralized pharmacy that was housed at the Southeast LA Veterans Home. Each Veterans home will now operate their own in-house pharmacy.
\$351,843	FSGR	0	Southeast LA Veterans Home	Increases Fees and Self-Generated Revenues for the centralized pharmacy that was housed at the Southeast LA Veterans Home.