

Louisiana Senate Finance Committee



FY18 Executive Budget

04-158 – Public Service Commission

May 2017

Sen. John A. Alario, Jr., President

Sen. Eric LaFleur, Chairman

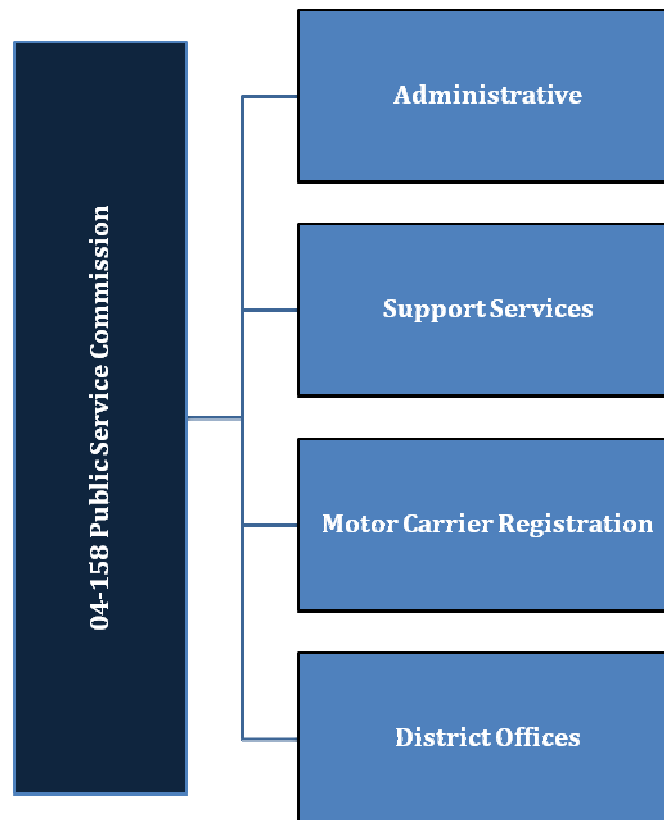




FY18 Executive Budget

Schedule 04-158 — Public Service Commission

Departmental mission — The Public Service Commission's mission is to impartially, equitably, and efficiently regulate the rates and services of public utilities and common carriers operating in the State of Louisiana so as to ensure safe, reliable, and reasonably priced services for consumers; a fair rate of return for the regulated utilities and common carriers; and to carry out legislative mandates, such as "Do Not Call" regulations.





Public Service Commission

FY16, FY17, and FY18 Comparison

Total Funding — All Means of Finance

Total Funding	FY16 Actual	FY17 Enacted	FY17 EOB as of 12-1-16	FY18 Recommended	FY18 Re-engrossed HB1	Difference FY18 Re-engrossed HB1 vs. FY17 EOB as of 12-1-16
Preamble	\$ -	\$ -	\$ -	\$ -	\$ -	\$ -
Administrative	\$ 3,307,749	\$ 3,730,347	\$ 3,730,347	\$ 3,345,436	\$ 3,345,436	\$ (384,911)
Support Services	\$ 2,117,428	\$ 2,386,743	\$ 2,386,743	\$ 2,188,564	\$ 2,188,564	\$ (198,179)
Motor Carrier Registration	\$ 520,036	\$ 840,268	\$ 840,268	\$ 531,275	\$ 531,275	\$ (308,993)
District Offices	\$ 2,484,286	\$ 2,742,305	\$ 2,742,305	\$ 2,432,343	\$ 2,432,343	\$ (309,962)
TOTAL	\$ 8,429,499	\$ 9,699,663	\$ 9,699,663	\$ 8,497,618	\$ 8,497,618	\$ (1,202,045)
Total Authorized FTEs	97	99	99	99	99	-

EOB March 2017	FY18 Re-engrossed HB1	Difference
\$ 9,686,259	\$ 8,497,618	\$ (1,188,641)
99	99	-

Total State Effort — State General Fund, Dedicated Funds, and Fees and Self-generated Revenue

FY17 EOB as of 12-1-16	FY17 EOB as of March 2017 (Includes Attrition Adjustment)	Difference	FY18 Recommended	Difference	FY18 Re-engrossed HB1	Difference	Difference
TOTAL STATE EFFORT	TOTAL STATE EFFORT	EOB 12-1-16 vs. EOB March 2017	TOTAL STATE EFFORT	EOB March 2017 vs. FY18 Recommended	TOTAL STATE EFFORT	EOB March 2017 vs. FY18 Re-engrossed	FY18 Recommended vs. FY18 Re-engrossed
\$ 9,699,663	\$ 9,686,259	\$ (13,404)	\$ 8,497,618	\$ (1,188,641)	\$ 8,497,618	\$ (1,188,641)	\$ -

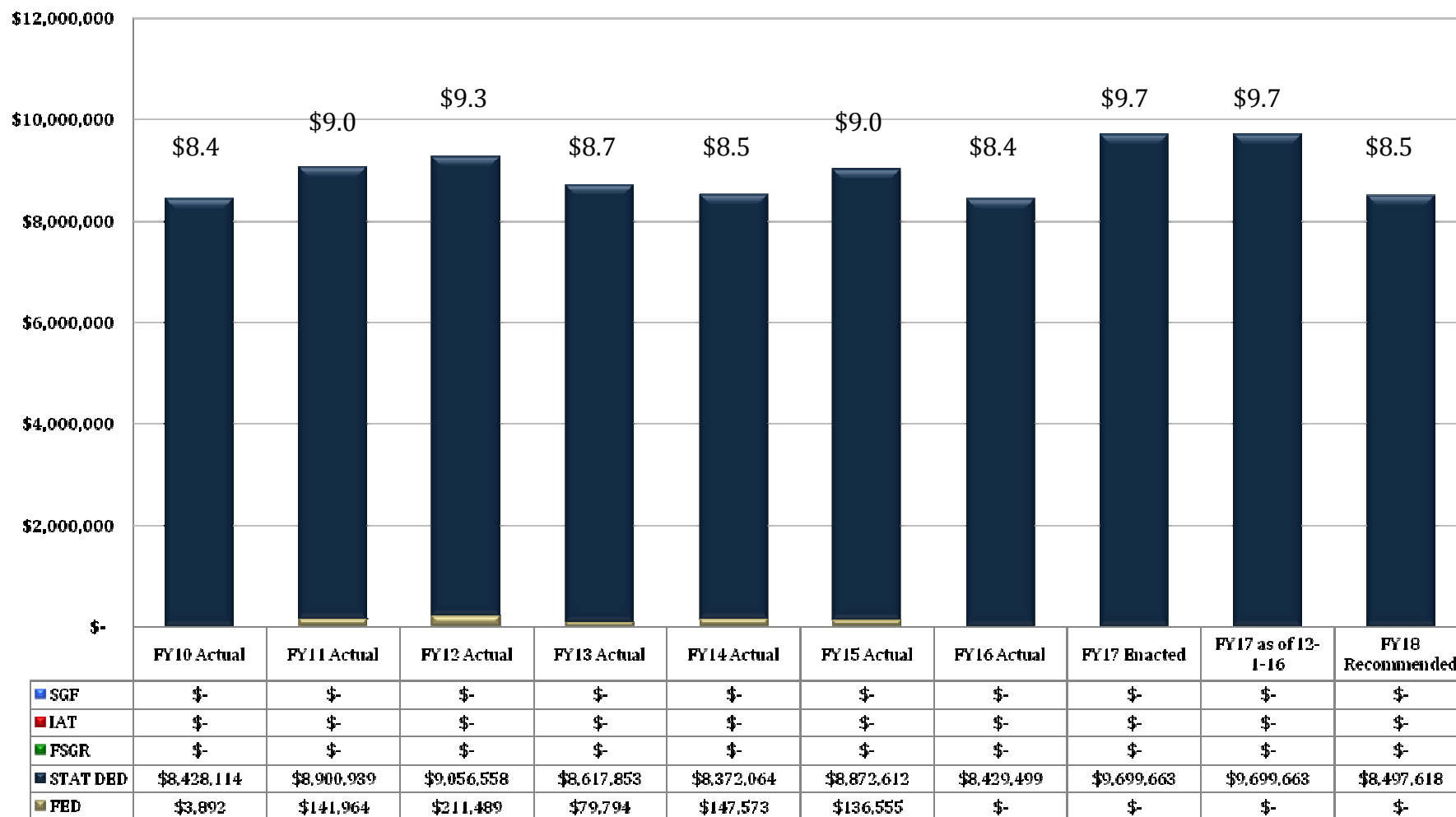


Public Service Commission

Changes in Funding since FY10

**Total Budget by Fiscal Year and Means of Finance
(in \$ millions)**

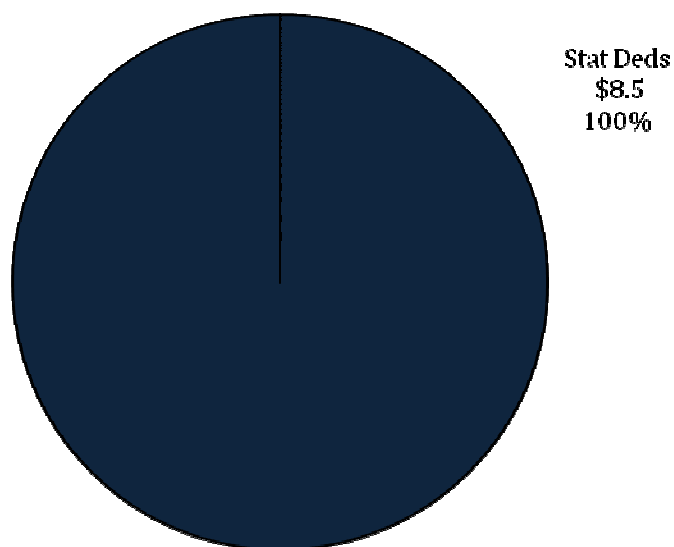
Change from FY10 to FY18 is +1.2%.





Public Service Commission FY18 Recommended Means of Finance

**FY18 Recommended
Total Means of Finance
(In Millions)**



Total \$8.5 m.

Non-SGF Sources of Funding:

Non-SGF means of finance includes only **Statutory Dedications**.

Dedications used by the department include the Telephonic Solicitation Relief Fund (S), the Utility and Carrier Inspection and Supervision Fund (S), and the Motor Carrier Regulation Fund (S). Funds are generated from inspection and supervision fees paid by common carriers, contract carriers, and public utilities. Additionally, various fees such as fines, filing fees, I.D. stamps, rehearing applications, registration fees, etc. are collected by the Public Service Commission.



Public Service Commission Dedicated Funds FY16, FY17, and FY18

Dedicated Funds	Source of Funding	FY16 Actual	FY17 Enacted	FY18 Recommended
Motor Carrier Regulation Fund	Fees, Fines and Penalties	\$154,170	\$248,877	\$248,877
Telephonic Solicitation Relief Fund	Fees, Fines and Penalties	\$204,626	\$250,786	\$248,741
Utility & Carrier Inspection & Supervision Fund	Fees, Fines and Penalties	\$8,070,703	\$9,200,000	\$8,000,000
TOTALS		\$8,429,499	\$9,699,663	\$8,497,618

Dedicated Funds used to solve FY17 Mid-Year Deficits — Includes December and February Adjustments

Dedicated Fund	Amount
Motor Carrier Regulation Fund (February)	(\$6,676)
Telephonic Solicitation Relief Fund (February)	(\$6,728)



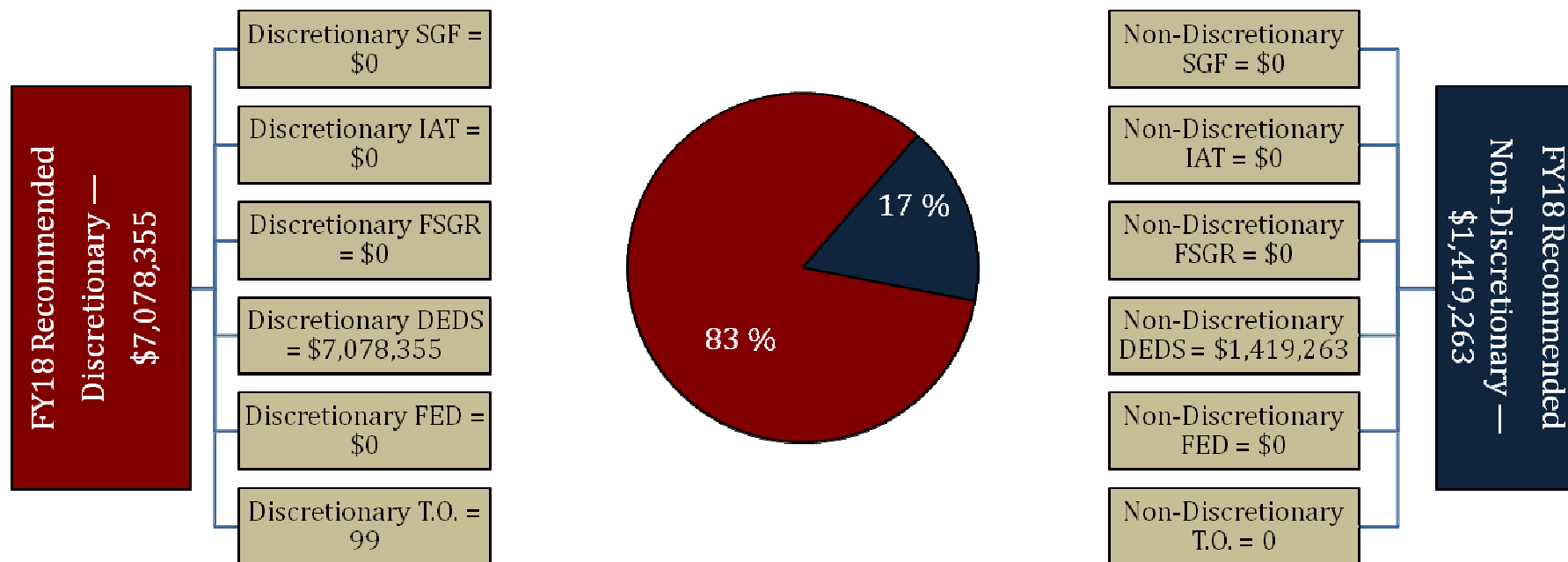
Public Service Commission Expenditures FY16, FY17, and FY18

Expenditure Category	FY16 Actual	FY17 Enacted	FY18 Recommended	Percent Change FY17 Enacted vs. FY18 Recommended
Personal Services:	\$6,971,960	\$7,647,500	\$6,947,644	(9.2)
Salaries	\$4,495,336	\$4,764,711	\$4,440,988	(6.8)
Other Compensation	\$24,553	\$38,000	\$33,000	(13.2)
Related Benefits	\$2,452,071	\$2,844,789	\$2,473,656	(13.0)
Operating Expenses:	\$404,575	\$552,967	\$466,160	(15.7)
Travel	\$36,377	\$82,747	\$38,940	(52.9)
Operating Services	\$348,024	\$434,855	\$402,855	(7.4)
Supplies	\$20,174	\$35,365	\$24,365	(31.1)
Professional Services	\$13,240	\$5,000	\$5,000	-
Other Charges:	\$1,008,807	\$1,389,196	\$1,034,394	(25.5)
Other Charges	\$269,691	\$356,771	\$49,600	(86.1)
Debt Service	\$0	\$0	\$0	-
Interagency Transfers	\$739,116	\$1,032,425	\$984,794	(4.6)
Acquisitions & Major Repairs:	\$30,917	\$105,000	\$44,420	(57.7)
Acquisitions	\$30,917	\$105,000	\$44,420	(57.7)
Major Repairs	\$0	\$0	\$0	-
Total Expenditures	\$8,429,499	\$9,699,663	\$8,497,618	(12.4)



Public Service Commission

FY18 Discretionary/Non-Discretionary Comparison



Total Discretionary Funding by Office		
Administrative	\$ 2,830,310	40%
Support Services	\$ 1,847,869	26%
Motor Carrier Registration	\$ 387,275	5%
District Offices	\$ 2,012,901	28%
Total Discretionary	\$ 7,078,355	100%

Total Non-Discretionary Funding by Type		
Needed for Debt Service	\$ 677,950	48%
Constitutional Requirements	\$ 327,602	23%
Unavoidable Obligations	\$ 413,711	29%
Total Non-Discretionary	\$ 1,419,263	100%

Debt Service = Rent in State-owned Buildings

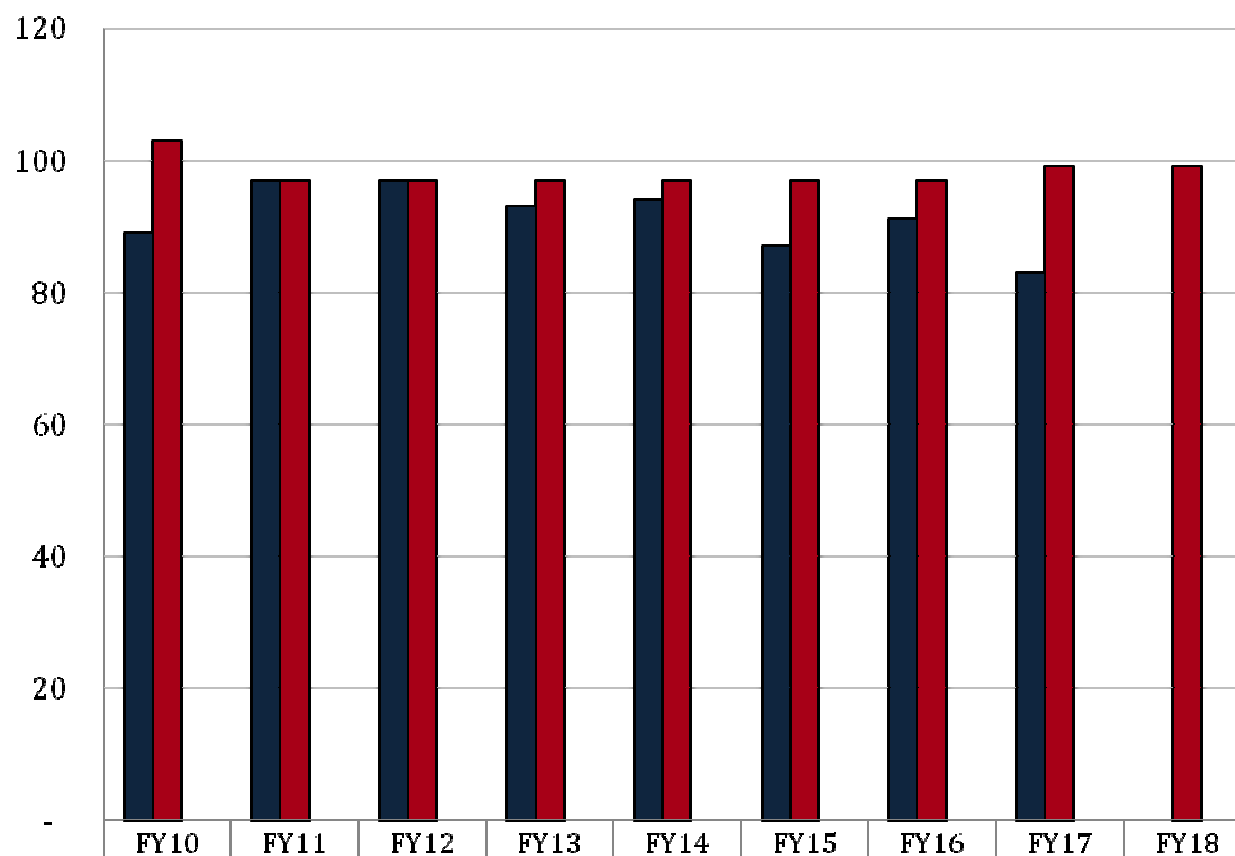
Constitutional Requirements = Salaries and related benefits of public service commissioners.

Unavoidable Obligations = Retirees Group Insurance and Legislative Auditor Fees.



Public Service Commission

FTEs, Authorized Positions, and Other Charges Positions



■ Total FTEs (as of July 1 of each fiscal year)	FY10	FY11	FY12	FY13	FY14	FY15	FY16	FY17	FY18
■ Total Authorized Positions (Enacted)	89	97	97	93	94	87	91	83	-
■ Authorized Other Charges Positions	103	97	97	97	97	97	97	99	99
	-	-	-	-	-	-	-	-	-

Notes:

Data for Total FTEs uses the first weekly employment report published by State Civil Service in July at the start of the named fiscal year.

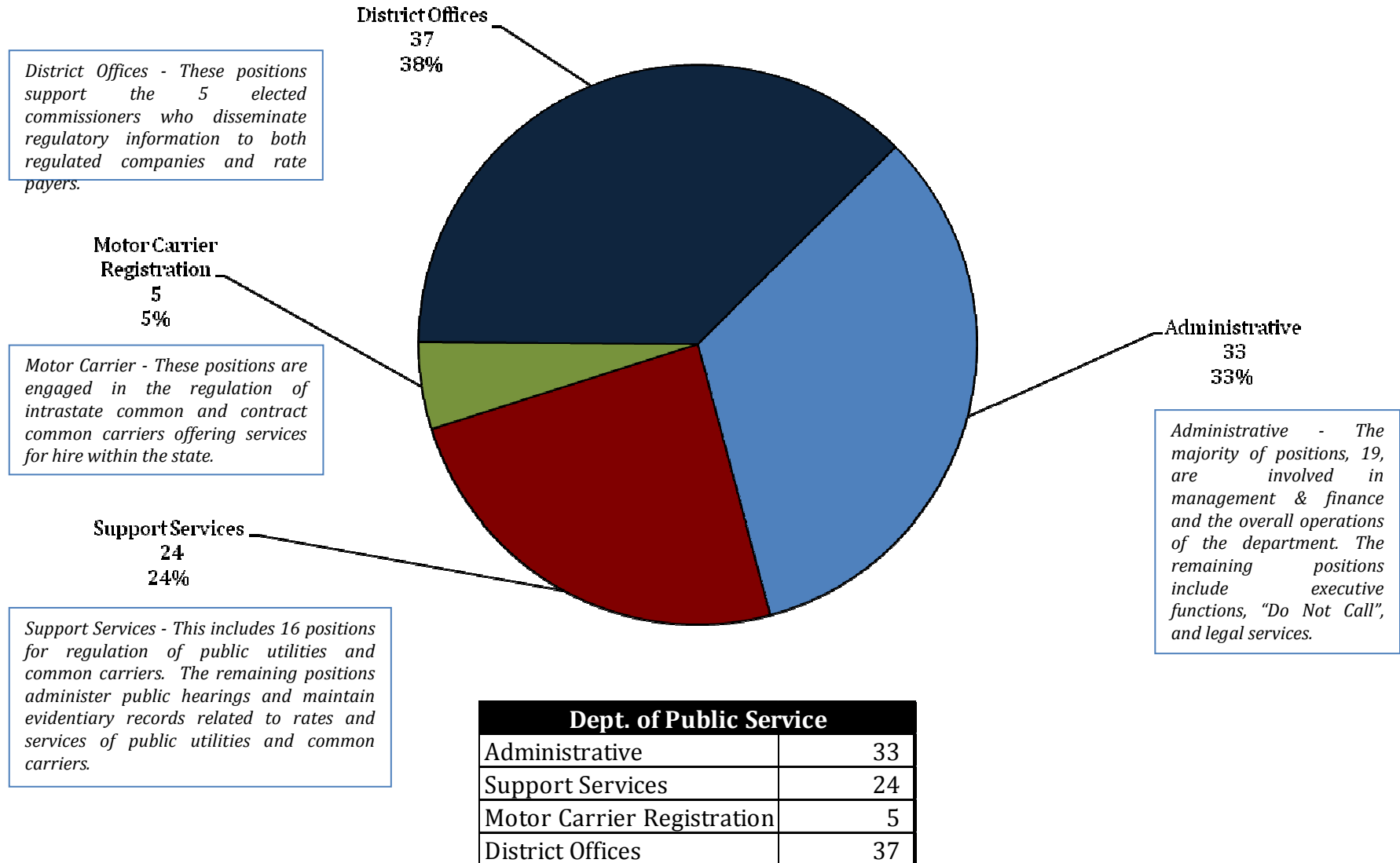
Data for Total Authorized Positions uses fiscal year enacted levels, except for FY18 Recommended.

Data for Other Charges Positions are reflected in the Executive Budget per Act 377 of the 2013 Regular Legislative Session (beginning in FY15).



Public Service Commission

FY18 Recommended Total Authorized Positions by Agency





Public Service Commission

Total Statewide Adjustments for FY18

04E_PSER
Public Service Commission
ADJUSTMENTS TO EXISTING OPERATING BUDGET
SIFO2B

GEN. FUND	I.A.T.	SELF-GEN.	STAT. DED.	I.E.B.	FEDERAL	TOTAL	T.O.	DESCRIPTION
\$0	\$0	\$0	\$9,699,663	\$0	\$0	\$9,699,663	99	Existing Oper Budget as of 12/01/16
A. STATEWIDE STANDARDS								
\$0	\$0	\$0	\$63,744	\$0	\$0	\$63,744	0	Related Benefits Base Adjustment
\$0	\$0	\$0	\$94,031	\$0	\$0	\$94,031	0	Retirement Rate Adjustment
\$0	\$0	\$0	\$539,624	\$0	\$0	\$539,624	0	Salary Base Adjustment
\$0	\$0	\$0	(\$153,087)	\$0	\$0	(\$153,087)	0	Attrition Adjustment
\$0	\$0	\$0	\$44,420	\$0	\$0	\$44,420	0	Acquisitions & Major Repairs
\$0	\$0	\$0	(\$105,000)	\$0	\$0	(\$105,000)	0	Non-Recurring Acquisitions & Major Repairs
\$0	\$0	\$0	(\$15,451)	\$0	\$0	(\$15,451)	0	Risk Management
\$0	\$0	\$0	(\$1,124)	\$0	\$0	(\$1,124)	0	Legislative Auditor Fees
\$0	\$0	\$0	(\$14,779)	\$0	\$0	(\$14,779)	0	Rent in State-Owned Buildings
\$0	\$0	\$0	\$339	\$0	\$0	\$339	0	Capitol Park Security
\$0	\$0	\$0	(\$181)	\$0	\$0	(\$181)	0	UPS Fees
\$0	\$0	\$0	\$283	\$0	\$0	\$283	0	Civil Service Fees
\$0	\$0	\$0	\$19	\$0	\$0	\$19	0	Office of Technology Services (OTS)
\$0	\$0	\$0	(\$3,175)	\$0	\$0	(\$3,175)	0	Office of State Procurement
\$0	\$0	\$0	(\$1,651,708)	\$0	\$0	(\$1,651,708)	0	TOTAL OTHER ADJUSTMENTS ADJUSTMENT
\$0	\$0	\$0	\$8,497,618	\$0	\$0	\$8,497,618	99	Total Budget
\$0	\$0	\$0	(\$1,202,045)	\$0	\$0	(\$1,202,045)	0	Total Adjustments



Public Service Commission Significant Increases for FY18

Increase	Source	T.O.	Agency	Description
---	---	---	---	---



Public Service Commission Significant Decreases for FY18

Decrease	Source	T.O.	Agency	Description
(\$1,200,000)	Utility and Carrier Inspection and Supervision Fund	0	Dept. of Public Service	Decrease in Statutory Dedications out of the Utility and Carrier Inspection/Supervision Fund to reflect actions of the Revenue Estimating Conference.



Public Service Commission

Significant Means of Financing Substitutions for FY18

MOF Swap	Source	T.O.	Agency	Description
---	---	---	---	---



Public Service Commission

Changes from FY18 Recommended to FY18 Re-engrossed

Changes from FY18 Recommended to FY18 Re- engrossed	Source	T.O.	Agency	Description
---	---	---	---	---